



Community Data Program Annual Report, 2014-2015

Canadian Council on Social Development

For the Program Year April 1, 2014 to March 31, 2015

Contents

Part 1: The use and value of the CDP	2
Part 2: Year in review, 2014-2015	5
2A Tasks accomplished during the 2014-2015 program year	6
2B Data acquisition: Schedule B, 2014-2015	15
2C Usage analytics for communitydata.ca.....	21
2D Program budget, 2014-2015	25
Part 3: Plans for 2015-2016	29
3A Annual program workplan, 2015-2016	30
3B Program communications plan	33
3C Data acquisition plan: Draft Schedule B, 2015-2016	35
3D Program budget, 2015-2016	44
The Community Data Program Team	48
Appendix 1: Detailed list of 2011 Census and NHS tables	49
Target group profiles, Census and NHS, 2011	49
Topic-based tabulations, NHS, 2011	50
Community Poverty Project, NHS, 2011	56

Part 1: The use and value of the CDP

This section describes the CDP, including its contribution to social development, and its value as a social investment.

What is the Community Data Program?

The Canadian Council on Social Development's (CCSD) Community Data Program (CDP) is a gateway to data for municipalities and community sector organizations. Members access customized tables from Statistics Canada and other sources to get the evidence that supports sound decisions and social development programs. Established in the mid-1990s, the CDP provides members with low-cost access to a wealth of data products, valued at over \$1 million.

Users monitor and report on social and economic development trends in their communities contributing to social development initiatives. Member organizations form Community Data Consortia. The communities they represent account for over half of the Canadian population.

What do Member Organizations get for their Membership Fee?

Data

Members enjoy direct access to all of the data for their consortium and to the data for all other consortia across the country, through a secure website.

Training

Members receive training to help access data tables and analytical tools in the form of responsive technical support by the Community Data Program team.

Networking

Consortium Lead Organizations from across Canada meet on a regular basis, while CDP members are part of a network of over 1,800 municipal and community practitioners.

The value-added of the CDP

The CDP offers a combination of data products, analytical tools, and services that are unique in Canada and exclusive to members of the CDP. These products, tools and services – described below - have been developed over a period of 15 years by and for municipal and community sector practitioners. Protection of this unique combination of products, tools, and services has been established by means of legal agreements and web-based security, limiting access to the Program to members only. Each member is also required to adhere to terms and conditions of membership and licensing agreements.

The Community Data Consortium Model

A Community Data Consortium is a grouping of organizations operating at a sub-provincial level and focused on the implementation of a public service goal. Organizational membership in a Consortium includes a combination of municipal and community sector organizations. The CDP is Canada's largest and only national network of community data consortia bringing together over 250 municipal and community sector organizations in 27 cities and counties, representing municipal governments, local United Ways, social planning councils, library, school and police boards, public health authorities, community health centres, non-profit housing corporations, and economic development agencies, among others.

The Community Data Catalogue

The CDP is Canada's only program focused exclusively on acquiring national data sets at the smallest geographic levels available, including customized small area geographic boundaries. The program has created a unique compendium of over 60 data products from over 20 public and private sector data providers offering data at municipal and sub-municipal geographies.

The communitydata-donneescommunautaires.ca website

The website was designed for restricted and exclusive access by members of a community data consortium. The site is Canada's only members' only web service offering restricted access to data products focused exclusively on municipal and sub-municipal levels for all of Canada.

Customized community data tables

The CDP offers over 1,000 data tables designed for the specific needs of municipal governments and community sector practitioners. Because they are created to reflect the unique needs of the CDP's municipal and community sector members, the combination of customized data tables available to CDP members does not exist elsewhere in Canada.

Negotiated data access agreements with private sector data product providers

The CDP works closely with over 20 public and private data providers in order to negotiate preferential pricing and licensing arrangements related to over 60 customized data products involving special orders, cross-tabulations, and unique geographic boundaries. CCSD has negotiated unique agreements with private sector data providers, offering terms and conditions unavailable to other clients. These terms and conditions offer liberal licensing provisions and lower prices based on the non-profit Community Data Consortium model.

Value for money

Every year, the CDP purchases data products and services valued at over \$200,000. Members of an individual consortium enjoy full access to all these and other program services, for the cost of their annual CDP fee. The CDP's capacity to minimize costs is based on the CCSD's commitment to deliver the program on a not-for-profit basis; the Consortium model which permits cost-sharing among hundreds of organizations from across Canada; and negotiated preferential rates and licensing terms secured with data providers.

Part 2: Year in review, 2014-2015

2A Tasks accomplished during the 2014-2015 program year

This section provides an update on program activities, deliverables and milestones for the period April 1, 2014 to March 31, 2015. These CDP achievements are presented in terms of the program's following five Strategic Directions (SDs).

<i>SD1 Program leadership</i>	Activities involving CCSD senior management or board participation, and development and maintenance of the web-based program infrastructure.
<i>SD2 Purchase and access data</i>	Planning for acquiring data tables; uploading and cataloguing data tables; and ensuring data access by CDP users.
<i>SD3 Train people and build capacity</i>	Responding to website usage questions, providing orientation to the program, developing web-based training tools and delivering training to program members.
<i>SD4 Share results within the network</i>	Maintaining general communication with and among CDP membership via teleconferences, an annual meeting, and webinar events. Use CDP data to prepare communications products reaching membership and a broader Canadian audience.
<i>SD5 Build and foster partnerships</i>	Broadening the number and diversity of consortia and partners, and supporting outreach to prospective sponsors to ensure financial sustainability.

SD1 Program leadership

<i>Accomplished tasks</i>	<i>Follow-up action or explanatory note</i>
<p>1.1 Strategic Planning, work planning & budgeting</p> <p>Deliverable: Annual work plan & budget ready for Annual Meeting</p> <p>Annual workplan & budget for 2014/2015 was prepared by the Program Team and approved by CCSD and the Program Steering Committee, and presented at the Annual Program Meeting, held 8-9May/14 in London, ON.</p> <p>A draft annual workplan & budget for 2015/2016 was prepared by the Program Team in January and approved by CCSD in Feb/15.</p>	<p>See Section 2D</p> <p>See Sections 3A and 3D</p>
<p>1.2 Finance & Accounting</p> <p>Financial and accounting activities are led by CCSD's manager of finance. The CDP team collected invoicing instructions for 2015-2016 fees from consortium leads. Invoicing instructions were finalized by 19Feb/15.</p>	

<i>Accomplished tasks</i>	<i>Follow-up action or explanatory note</i>
<p>1.3 CCSD-CDP Staff Team Meetings</p> <p>Meetings take place quarterly and on <i>ad hoc</i> basis between the CDP Lead and members of the CCSD senior management team.</p>	
<p>1.4 Communicate with webhost; backups; troubleshooting</p> <p>Backups, troubleshooting and communication with host of http://communitydata.ca (iweb.com) occur regularly.</p>	
<p>1.5 Communitydata.ca Web Infrastructure Development/Upgrading</p> <p>The communitydata.ca front page was redesigned, making it easier to use for non-members of the CDP. The level of French language content available from donneescommunautaires.ca was increased substantially.</p>	
<p>1.6 Integrate the CDP and CCSD Websites</p> <p>Efforts continued to ensure that CCSD.ca and communitydata.ca maintain a common look and feel and are fully cross-referenced.</p>	See www.ccsd.ca
<p>1.7 Prepare CCSD-Consortium MoAs</p> <p>The current Memorandum of Agreement (MoA) template, including the Data terms of use (Schedule C) was updated in Apr/13 and serves as the basis for all agreements with prospective consortia. New agreements were signed with Niagara Region (7Aug/14), Oxford County (August 19, 2014), Bow Valley (8Jan/15) and Erie-St. Clair (31Mar/15). A total of 27 consortia are currently participating in the CDP.</p>	<p>The MoA and Schedule C: http://communitydata.ca/resources</p> <p>List of consortia: http://communitydata.ca/members</p>
<p>1.8 Administer Organizational membership</p> <p>As of 31Mar/15, CDP membership included 250 organisations formally registered with the Program; exceeding the projected total for 2014/15 of 207 member organisations. Organisational membership in the CDP has grown by over 40% since the 2012/2013 program year, when it stood at 178. A further 150 organisations participate in networking activities, but are not members of a consortium and do not have access to program data or technical support services.</p>	<p>List of member organizations: http://communitydata.ca/member-organizations-export-xls</p>
<p>1.9 Host & Coordinate Steering Committee</p> <p>The Steering Committee (SC) informs strategic planning of the CDP and ensures that the priorities of CCSD and the Program are consistent. SC membership was renewed at the Annual Meeting and now includes 8 CDP consortium leads and two CCSD board members. SC teleconferences take place one week ahead of Leads meetings. The SC met on three occasions in 2014-2015: 1May/14, 11Sep/14 and 12Feb/15.</p>	<p>Steering Committee meeting notes: http://communitydata.ca/steering</p>

<i>Accomplished tasks</i>	<i>Follow-up action or explanatory note</i>
<p>1.10 Prepare administrative reports</p> <p>The CDP team produced monthly administrative reports for CCSD; Bi-annual progress reports for the CCSD board; and occasional reports for CCSD funders.</p>	

SD2 Purchase and access data

<i>Accomplished tasks</i>	<i>Follow-up action or explanatory note</i>
<p>2.1 Data Acquisition Planning</p> <p>Deliverable: Schedule B updated and posted at communitydata.ca</p> <p>The data order - Schedule B - for the period 1Apr/14-31Mar/15 was prepared and approved by the Steering Committee and tabled at the annual meeting in May 2014.</p> <p>Preparation of Schedule B for the 2015-2016 program year involved collecting ongoing input from CDP members, a review of product downloads from communitydata.ca, and consultation with the Data Access Working Group.</p>	<p>Schedule B for 2014-2015 is posted at http://communitydata.ca/resources</p> <p>See Section 3C in Annual Report</p>
<p>2.2 Negotiate Data Acquisition & License Agreements</p> <p>Deliverable: License/Data Sharing Agreements finalized with data providers</p> <p>Data sharing agreements for the 2014-2015 Schedule B were undertaken with Statistics Canada for selected products. Licensing discussions were successfully concluded in Sep/14 with Citizenship & Immigration Canada in anticipation of the delivery of the 2013 Permanent Residents Rounded Count Research Data Cube.</p> <p>Discussions were initiated with DMTI Spatial regarding licensing terms and conditions for business data and postal code maps.</p>	
<p>2.3 Monitor Data Acquisition</p> <p>Deliverable: Schedule B Orders finalized and implemented</p> <p>Schedule B for 2014-2015 includes 34 data products being sourced from 9 organisations. The CDP team maintained communication with all 9 data providers, notably Statistics Canada. 33 of the 34 products identified in Schedule B for 2014-2015 were received and are available from the communitydata.ca catalogue. The one exception was data from Canada Mortgage & Housing Corporation's Market Analysis Centre. Data</p>	<p>See Section 2B</p>

<i>Accomplished tasks</i>	<i>Follow-up action or explanatory note</i>
dissemination protocols were modified. Data will be ordered in 2015-16.	
<p>2.4 Administering User Access</p> <p>Deliverable: Usage reports published</p> <p>As of 31Mar/15 the CDP supported a total of 2,059 individuals registered as CDP users, of which 1,062 have access to the catalogue. The total number of users has grown by 31% since 31Mar/14 (1,567) and by 66% since Jan 2013 (1,241). The number of users with access to the catalogue has grown by 26% since 31Mar/14 (841) and has doubled since Jan/13 (531).</p> <p>The CDP team now has access to real time reports of data usage by individual users. These are shared with consortium leads as part of the annual report, and made available upon request.</p>	See Section 2C
<p>2.5 Upload Data Products</p> <p>Deliverable: Data tables posted to FTP repository as they are acquired</p> <p>Each data product received by the CDP was uploaded to the communitydata.ca server.</p>	
<p>2.6 Catalogue Tables</p> <p>Deliverable: Schedule B Data products uploaded & catalogued</p> <p>Each table uploaded to the FTP was formatted, tagged, and posted to the online catalogue for retrieval by registered CDP users.</p>	Data products acquired under schedule B are available at http://communitydata.ca/catalogue
<p>2.7 Improving Data-related Web Functionality</p> <p>Deliverable: Functionality improved based on user feedback</p> <p>Improvements to the communitydata.ca catalogue and associated analytics were made on an ongoing basis, reflecting the plan presented at the 2012-2013 Annual Meeting.</p>	
<p>2.8 Host and coordinate Data Purchase & Access Working Group</p> <p>Deliverable: Meetings coordinated and hosted</p> <p>The Data purchase and access working group (DPAWG) helps the CDP team identify data needs, improve data access and address related technical concerns. Meetings were held on 23Apr/14 and 8Oct/14.</p>	Meeting notes are posted at http://communitydata.ca/dpawg

SD3 Train people and build capacity

<i>Accomplished tasks</i>	<i>Follow-up action or explanatory note</i>
<p>3.1 Responding to Day-to-Day Data Use Concerns / Inquiries</p> <p>Deliverable: respond within 48 hours of receipt of inquiry</p> <p>The CDP team responds in either official language to user requests for a range of technical assistance, from finding a particular data table to understanding the methodology behind a data product. The program provides regular technical support by email and phone to all registered users. The CDP received just under 1,500 emails from registered or prospective users during the program year.</p> <p>In addition to regular responses to email and phone, the Program offers news updates in the form of a Blog.</p> <p>Finally, occasional bulletins notify all users regarding upcoming major events and provide updates on the availability of tables from the communitydata.ca catalogue. A total of 19 English-language bulletins were sent from the CDP Team to all registered users during the program year. Other emails not specific to the CDP but relevant to CCSD were also sent by the CCSD team.</p> <p>A total of 6 French-language bulletins were sent to registered users in the Montreal consortium.</p>	<p>See: http://communitydata.ca/blog</p>
<p>3.2 Design & Deliver Program Orientation Training to each Consortium</p> <p>Deliverable: Program orientation scheduled with all consortia</p> <p>A formal program orientation was designed in 2012-2013, and is refined on an ongoing basis. Each orientation is delivered to individual consortia over a two hour period using a webinar format, with unlimited numbers of consortium members welcome to participate. Formal orientation sessions are complemented by informal 30-45 minute presentations delivered on an ad hoc basis. Three orientations were delivered to the following new Consortia (Niagara Region, 25Sep/14) and consortia under development (Chatham-Kent, 9Jul/14 and Erie-St. Clair, 24Sep/14). All but 2 Consortia (Oxford and Bow Valley) have received an orientation from the CDP Team, or have delivered their own in-house orientation using CDP resources.</p>	<p>The orientation presentation is posted at http://communitydata.ca/resources.</p> <p>Community Data Program presentation</p>
<p>3.3 Coordinate delivery of training related to data tools (e.g Beyond2020/Envision)</p> <p>Deliverable: Training Program for Analytical Tools scheduled</p> <p>Training related to specific tools has focused on providing access to web-based video tutorials (in the case of Beyond 2020) and the development of the product profile (described below).</p>	

<i>Accomplished tasks</i>	<i>Follow-up action or explanatory note</i>
<p>One data training meeting was delivered to Durham Region (25Apr/14)</p> <p>One training session was delivered to the Wellington-Dufferin-Guelph Consortium on 19Sep/14 in support of the Environics Analytics ENVISION tool.</p>	
<p>3.4 Develop Training Tools/Content</p> <p>Deliverable: One tool developed & posted/linked at communitydata.ca</p> <p>The CDP continues to invest considerable time offering guidance and support to CDP members regarding the use of the NHS.</p> <p>In response to requests provided at the May/14 Annual Program Meeting, a two-part CCSD CDP Guide to Using Microsoft Excel and Beyond 20/20 was prepared and posted to communitydata.ca in Nov/14.</p>	<p>Online training tools are posted at http://communitydata.ca/resources</p> <p>Position on NHS: http://communitydata.ca/content/official-position-ccsd-national-household-survey-nhs</p>
<p>3.5 Prepare Trimesterly Product Profile</p> <p>Deliverable: Product profile report published trimesterly</p> <p>The CDP provides in–depth analyses of specific data products available from the CDP, explaining how the product can be used by program members. A two-part CCSD CDP Guide to Using Microsoft Excel and Beyond 20/20 was prepared and posted to communitydata.ca in Nov/14. (See 3.4 above)</p>	<p>See: http://communitydata.ca/resources</p>
<p>3.6 Responding to/improving Training-related Web Technical Issues</p> <p>Deliverable: Functionality improved based on user feedback</p> <p>Improvements to communitydata.ca are being made on an ongoing basis, reflecting the plan presented at the Annual Meeting.</p>	

SD4 Share results within the network

<i>Accomplished tasks</i>	<i>Follow-up action or explanatory note</i>
<p>4.1 Maintain regular Communication with Consortium Leads</p> <p>Communication took the form of occasional emails for all leads, and telephone or email to specific leads as issues arise.</p>	
<p>4.2 Host and coordinate Consortium Leads Teleconferences</p> <p>Two leads teleconference were hosted on 18Sep/14 and 19Feb/15.</p>	<p>Leads meeting info: http://communitydata.ca/leadsmeetings</p>

<i>Accomplished tasks</i>	<i>Follow-up action or explanatory note</i>
<p>4.3 Host and coordinate Annual Program Meeting with Consortium Leads</p> <p>The 2013-2014 annual meeting took place in London Ontario on 8-9May/14, 30 participants represented 18 of 23 consortia.</p> <p>The 2014-2015 Annual meeting will take place in Montreal from 21-22May/15, to be co-hosted by the Montreal consortium.</p>	<p>The 2013-2014 Annual Program meeting report:</p> <p>http://communitydata.ca/sites/default/files/ccsd-cdp_annual-meeting-2014_notes.pdf</p>
<p>4.4 Upload stories, best practices, data results to the website</p> <p>Deliverable: local use of data profiled</p> <p>In addition to maintaining sub-sites, an initiative was launched on 24Sep/14, inviting CDP member organisations to profile local use of data on ccsc.ca's front page. A Community Snapshots reporting template was designed with the input of consortium leads at the 2013-2014 annual meeting. The Community Snapshots initiative is a way for CDP members to share how community data is being used. Material provided to CCSD will be used to showcase (1) the use of data by CDP members, (2) the people who analyze the data, and (3) its impact on communities. CCSD will maintain an inventory of these submissions. The CDP received the eight Community Snapshots in 2014-2015.</p> <p>Work began during the program year on the design and development of a Strength-in-Numbers infographic series. Using CDP data and an engaging format, the series will communicate urgent messages about social development issues and trends to a larger Canadian audience.</p>	<p>See:</p> <p>http://communitydata-donneescommunautaires.ca/members</p> <p>Community Snapshots are posted here:</p> <p>http://communitydata.ca/resources</p> <p>The Community Snapshots template is posted here:</p> <p>http://us2.campaign-archive1.com/?u=edec6233881b89b73370f67a4&id=a2eb5c0839</p>
<p>4.5 Prepare Trimesterly Newsletter</p> <p>Deliverable: Program newsletter - Making it Count! - published trimesterly</p> <p>The Making it Count! newsletter is a trimesterly communications vehicle to share the latest CDP news with the full CDP network of registered users (members and non-members). In 2014-2015, the Spring Making it Count newsletter was delivered on 29May (Issue 3.1). Fall and Winter versions of the newsletter were prepared in both official languages and distributed on 23Oct (Issue 3.2) and 25Mar (Issue 3.3). The newsletters were sent to over 1,400 subscribers, and opened by one-quarter of these.</p>	<p>An archive of all newsletters:</p> <p>http://communitydata.ca/content/newsletter-archive</p>
<p>4.6 Mapping & Reporting Working Group</p> <p>Deliverable (Update): design a CCSD – CDP report</p> <p>The working group was inactive in 2014-2015.</p>	

SD5 Build and foster partnerships

<i>Accomplished tasks</i>	<i>Follow-up action or explanatory note</i>
<p>5.1 Member Recruitment / Missions to Select Cities</p> <p>Deliverable: 20 members by end of Year 1; 35 by Year 3; 50 by Year 5.</p> <p>With 27 consortia in place as of 31Mar/15, the CDP has grown by 35% since 31Mar/12, expanding from 20 consortia in 2012/2013, and from 23 in 2013/2014.</p> <p>Active outreach (email and phone) took place with prospective lead organisations based in 17 communities across Canada, with eight expressing serious interest in establishing a new consortium: Brant-Haldimand-Norfolk, Haliburton & Kawartha lakes, Northumberland, Prescott & Russell/Hawkesbury, Newfoundland & Labrador, Saskatoon, Timiskaming, and Vancouver Island-Capital Regional District.</p> <p>In Quebec, the CDP team consulted with large municipalities, universities and provincial agencies to determine an appropriate outreach strategy.</p>	<p>For a list of members:</p> <p>http://communitydata.ca/members</p>
<p>5.2 Develop Program Marketing & Membership Package</p> <p>Deliverable: Updated Program marketing package (presentation, primer)</p> <p>Promotional material was regularly updated and posted online in both official languages. These included a 4-page Community Data Consortium Primer and a slide presentation. In addition, a program profile and FAQ was prepared for the CCSD.ca website.</p>	<p>See:</p> <p>http://communitydata-donneescommunautaires.ca/resources</p> <p>http://ccsd.ca/index.php/en/able/community-data-program</p>
<p>5.3 Approach prospective report preparation partners</p> <p>Deliverable: One external partnership to co-publish a report series.</p> <p>The CDP Lead and CCSD's VP of Research are meeting regularly to develop a plan to leverage the CDP data and launch one or more social development reports beginning in 2015. The 2015-2016 CDP Program budget was aligned to support this activity. The reporting function could build on existing partnerships, such as those emerging from the Neighbourhood Financial Health Index project.</p>	
<p>5.4 Host & coordinate the Community Data Canada Roundtable</p> <p>Deliverable: Annual Community Data Roundtable</p> <p>The fifth annual Community Data (virtual) Roundtable took place on 18Jun/14, from 10am-4pmEST. The event brought together over 200 practitioners from across Canada to learn about measuring income and wealth at the community level.</p>	<p>Event links are posted here:</p> <p>http://us2.campaign-archive2.com/?u=edec6233881b89b73370f67a4&id=9870c9f642</p>
<p>5.5 Proposal Writing</p> <p>Deliverable: Pursue revenue generation opportunities</p>	<p>A description of the Community Analytics</p>

<i>Accomplished tasks</i>	<i>Follow-up action or explanatory note</i>
<p>CCSD's Community Analytics Service offers a fee-for-service to organizations not eligible for participation in a consortium. The target is a maximum of 5 Community Analytics contracts per program year @ \$10,000 per contract.</p> <p>In 2014-2015, Community Analytics projects were undertaken for the Federation of Canadian Municipalities: The Municipal Quality of Life Reporting System; Pathways to Education Canada: Analysis and mapping of at-risk neighbourhoods in Canada; and Tamarack -- An Institute For Community Engagement: Measuring poverty across the Cities Reducing Poverty Network.</p> <p>A proposal was prepared and submitted to the Canadian Internet Registration Authority's Community Investment Program in order to make community data more accessible to non-technical users.</p>	<p>Service:</p> <p>http://ccsd.ca/index.php/enable/community-analytics</p>

2B Data acquisition: Schedule B, 2014-2015

This Schedule B lists data products that the CCSD Community Data Program intends to acquire during the 2014-2015 program year. Schedule B contains a list of data products—including both data tables and analytical tools—as well as the names of data providers, a summary of available geographies, and the data delivery schedule. These are reflected in the tables on pages 16-20. For a more detailed list of Census and NHS tables slated for acquisition, refer to Appendix 1 on pages 49-59.

Making data available takes time

Note that making data available takes time. While certain products will be available within weeks of purchase, the special/custom orders from Statistics Canada and other providers may take up to 12 months for delivery.

Schedule B is updated regularly

This document is amended regularly, subject to the availability and cost of data. Priorities for data product acquisition are identified by the Data Access and Purchase Working Group with input from Leads and are approved by the Community Data Program Steering Committee, using a decision making process consistent with the Community Data Program *Governance Structure and Operating Procedures* (communitydata.ca/resources). If you have questions about this process, please speak to your local Consortium Lead or to the [Community Data Program Team](#).

Census geography

pt	Province and territory
cma	Census metropolitan area
ca	Census agglomeration
cd	Census division
csd	Census subdivision
ct	Census tract
da	Dissemination area
cg	Custom geography Round 1 Round 2

Postal geography

pcity	Postal city (or “City total”)
fsa	Forward Sortation Area ¹
rc	Rural community
fsaldu	Six-digit Postal Code ²

¹ Three-digit postal code

² Includes all six-digit postal codes, rural and urban

Orders initiated between April 2014 and July 2014

Organization	Product	Data Year(s)	Available geographic scales													Status of order		
			pt	cma	ca	ct	cd	csd	da	pcity	fsa	rc	fsaldu	custom	other			
Beyond 20/20 Inc.	Beyond 20/20	NA															Available from the communitydata.ca catalogue	View
Environics Analytics	Enhanced Postal Code Conversion File, 2014	2014												x			Available from the communitydata.ca catalogue	View
Environics Analytics	Envision	NA															Available upon request (five licenses)	View
Statistics Canada	2011 Census and NHS - Target Group Profiles	2011	x	x	x	x	x	x	x								Batch 1: Available from the communitydata.ca catalogue Batch 2: Available from the communitydata.ca catalogue Batch 3: Ordered; see Schedule B for 2015-2016	View
Statistics Canada	2011 NHS - Topic-Based Tabulations	2011	x	x	x	x	x	x	x								Batch 1: Available from the communitydata.ca catalogue Batch 2: Available from the communitydata.ca catalogue Batch 3: Ordered; partly delivered; for remainder see Schedule B for 2015-2016	View

Available geographic scales

Organization	Product	Data Year(s)	Available geographic scales													Status of order			
			pt	cma	ca	ct	cd	csd	da	pcity	fsa	rc	fsaldu	custom	other				
Statistics Canada	2011 NHS - Community Poverty Project (CPP)	2011	x	x	x	x	x	x	x									Batch 1: Available from the communitydata.ca catalogue Batch 2: Available from the communitydata.ca catalogue	View
Statistics Canada	Custom Geography	2011														x		Rounds 1 and 2 custom geos are complete.	
Statistics Canada	2011 Census and NHS - Profiles (custom geos)	2011														x		Rounds 1 and 2 custom geos: Available from the communitydata.ca catalogue	View
Statistics Canada	2011 Census and NHS - Target Group Profiles (custom geos)	2011														x		Batch 1: Available from the communitydata.ca catalogue Batch 2: Available from the communitydata.ca catalogue	View
Statistics Canada	2011 Census and NHS - Topic-Based Tabulations (custom geos)	2011														x		Rounds 1 custom geos: Available from the communitydata.ca catalogue Round 2 custom geos: See Schedule B for 2015-2016	View
Statistics Canada	2011 NHS - Community Poverty Project (CPP) (custom geos)	2011														x		Rounds 1 and 2 custom geos: Available from the communitydata.ca catalogue	View
Statistics Canada	Building Permits	2013	x	x				x	x									Available from the communitydata.ca catalogue	View

Available geographic scales																	Status of order	
Organization	Product	Data Year(s)	pt	cma	ca	ct	cd	csd	da	pcity	fsa	rc	fsaldu	custom	other			
Statistics Canada	Canadian Community Health Survey 2013	2013	x													x	Available from the communitydata.ca catalogue	View
Statistics Canada	Low Income Lines	2012, 2013	x	x			x	x									Available from the communitydata.ca catalogue	View
Statistics Canada	Police Resources in Canada	2013	x													x	Available from the communitydata.ca catalogue	View
Statistics Canada	Taxfiler (T1FF) - Custom: Income Inequality (deciles)	2010	x	x	x		x			x							Available from the communitydata.ca catalogue	View
Statistics Canada	Taxfiler (T1FF) - Custom: Working Poverty	2010	x	x	x	x	x			x	x						Available from the communitydata.ca catalogue	View

Orders initiated between August 2014 and November 2014

Available geographic scales																	Status of order	
Organization	Product	Data Year(s)	pt	cma	ca	ct	cd	csd	da	pcity	fsa	rc	fsaldu	custom	other			
Canada Mortgage and Housing Corporation	Market Analysis Centre products	2013	x	x			x	x									Data not yet available from CMHC More information on CMHC will be available in the 2015-2016 Schedule B	
Canadian Urban Libraries Council	Public Library Statistics	2012, 2013														x	Data available from CULC For yearly statistics in PDF format, see http://www.culc.ca/kpis/	

Organization	Product	Data Year(s)	Available geographic scales													Status of order			
			pt	cma	ca	ct	cd	csd	da	pcity	fsa	rc	fsaldu	custom	other				
Employment and Social Development Canada	Database on Minimum Wages, 1965-2015	2014	X															Available from the communitydata.ca catalogue	View
Employment and Social Development Canada	Shelter Capacity Report	2013, 2014	X														x	Available from the communitydata.ca catalogue	View
Industry Canada	Insolvency data	2013	x									x						Available from the communitydata.ca catalogue	View
Statistics Canada	Canadian Business Patterns (2014-06)	2014	x	x	x	x	x	x										Available from the communitydata.ca catalogue	View
Statistics Canada	2011 Census of Agriculture - Farm and farm operator data	2011						x									x	Available from the communitydata.ca catalogue	View
Statistics Canada	Taxfiler (T1FF) - Family Data	2005	x	x	x	x				x	x	x						Available from the communitydata.ca catalogue	View
Statistics Canada	Taxfiler (T1FF) - Family Data	2012	x	x	x	x	x				x	x	x					Available from the communitydata.ca catalogue	View
Statistics Canada	Taxfiler (T1FF) - Financial Data and Charitable Donations	2012	x	x	x	x	x				x	x	x					Available from the communitydata.ca catalogue	View
Statistics Canada	Taxfiler (T1FF) - Individual Data	2012	x	x	x	x	x				x	x	x					Available from the communitydata.ca catalogue Neighbourhood Income and Demographics, Labour Income Profile, Economic Dependency Profile	View

Organization	Product	Data Year(s)	Available geographic scales													Status of order	View		
			pt	cma	ca	ct	cd	csd	da	pcity	fsa	rc	fsaldu	custom	other				
Statistics Canada	Taxfiler (T1FF) - Seniors	2012	x	x	x	x	x					x	x	x				Available from the communitydata.ca catalogue	View
Statistics Canada	T1FF (taxfiler) - Migration Estimates	2011, 2012	x	x	x		x											Available from the communitydata.ca catalogue	View
Statistics Canada	Uniform Crime Reporting Survey	2013	x	x	x													Available from the communitydata.ca catalogue	View
TransUnion	Credit Report Characteristics	2014												x				Available from the communitydata.ca catalogue	View

Orders initiated between December 2014 and March 2015

Organization	Product	Data Year(s)	Available geographic scales													Status of order	View		
			pt	cma	ca	ct	cd	csd	da	pcity	fsa	rc	fsaldu	custom	other				
Caledon Institute of Social Policy	Welfare Incomes	2013	x															Available from the communitydata.ca catalogue	View
Statistics Canada	Canadian Business Patterns (2014-12)	2015	x	x	x	x	x	x										Available from the communitydata.ca catalogue	View

2C Usage analytics for communitydata.ca

The Community Data Program Team compiles usage analytics over the course of the program year. In particular, four tables help us understand what tables are popular, who is using the data, and how well we are doing relative to the previous program year:

1. Table 2C.1 Summary of communitydata.ca usage: number of registered users, number of downloading users, number of tables downloaded, median number of downloads among users who have downloaded at least one table, and average number of downloads per week. Numbers are shown for 2012-2013 (actual), 2013-2014 (target), 2013-2014 (actual), and 2014-2015 (actual).
2. Table 2C.2 Downloads and users by Data Consortium: number of downloads and registered users for each Data Consortium.
3. Table 2C.3 Top 20 data tables by number of downloads: most popular data tables by number of downloads from the communitydata.ca catalogue.³
4. Table 2C.4 Top 20 data users by number of downloads: users who most-frequently download data tables from the communitydata.ca catalogue.

Usage targets

At the 2012-2013 Annual Meeting, we established a baseline target for data downloads. In 2013-2014, we targeted a 25% increase over the 2013-2014 target. (see Table 2C.1).

Tables 2C.2-4 further crosstabulate data usage—by consortium, data table, and user respectively.

Table 2C.1: Summary of communitydata.ca usage

<i>Indicator</i>	<i>2012-2013, actual</i>	<i>2013-2014, target</i>	<i>2013-2014, actual</i>	<i>2014-2015, actual</i>
Total active users as of last day of program year	654	800	842	1,043
Total individual users who downloaded one or more table	180	400	296	371
Total number of downloads	1,966	2,500	3,119	6,246
Median number of downloads per downloading user	4	5	5	6
Average number of downloads per week	37.8	48	60	120

³ Note that (1) some Consortia only download a table once and share it among members locally; and (2) users may download a given table more than once. The numbers in Table 2C.3 therefore may not reflect the actual popularity of a given table. Numbers exclude downloads by CDP team members.

Table 2C.2: Downloads and users by Data Consortium

<i>Consortium</i>	<i>Downloads</i>		<i>Users</i>	
	<i>2013-2014</i>	<i>2014-2015</i>	<i>2013-2014</i>	<i>2014-2015</i>
Bow Valley	0	11	0	1
Calgary	261	465	106	126
Durham Region	69	178	50	79
Erie-St. Clair	0	0	0	0
Halton Region	231	240	28	36
Hamilton	111	201	27	33
Kingston Frontenac Lennox and Addington	75	125	28	30
London	189	272	16	21
Montréal	1	216	2	18
Niagara	0	68	0	11
Ottawa	222	402	6	6
Oxford	0	0	0	0
Parry Sound-Nipissing	12	80	5	4
Peel Region	116	348	54	61
Peterborough	59	67	4	6
Red Deer	7	2	6	6
Regina	40	104	16	25
Saint John	4	41	3	4
Simcoe County	105	350	63	69
Sudbury	189	144	41	48
Toronto	455	631	149	173
Vancouver	201	859	36	49
Waterloo Region	175	333	86	92
Wellington Dufferin Guelph	156	481	35	46
Winnipeg	213	347	37	45
Wood Buffalo	0	9	0	2
York Region	228	272	44	52
Total (27 Consortia)	3,119	6,246	842	1,043

Table 2C.3: Top 20 data tables by number of downloads

<i>Data product</i>	<i>Number of downloads</i>
1. NHS Profile, 2011	387
2. Census Profile, 2011	340
3. Age groups of primary household maintainer (13), household total income groups in 2010 (11), hsg tenure (4), shelter-cost-to-income ratio (5), housing suitability (3), condition of dwelling (3) and household type (17) for private households, NHS, 2011	135
4. Target group profile of the low income population (LIM-AT), Census, 2011	107
5. CPP Table 1: Age groups (22), sex (3), income status (7) and selected cultural, activity limitation and demographic characteristics (37) for the population in private households, NHS, 2011	106
6. Target group profile of recent immigrants, Census, 2011	102
7. LFS - Custom Table 1, 2012	99
8. Target group profile of the immigrant population, Census, 2011	96
9. Target group profile of the population with activity difficulties, Census, 2011	92
10. Canadian business patterns, December 2013	91
11. Target group profile of the low income population (LIM-AT), NHS, 2011	91
12. Enhanced Postal Code Conversion File, 2014	90
13. Canadian business patterns, June 2014	82
14. Target group profile of the population with activity difficulties, NHS, 2011	70
15. Target group profile of the Aboriginal identity population, NHS, 2011	69
16. Target group profile of the immigrant population, NHS, 2011	69
17. Target group profile of recent immigrants, NHS, 2011	65
18. Census Profile, 2006	64
19. Target group profile of the Aboriginal identity population, Census, 2011	63
20. LFS - Custom Table 2, 2012	59

Table 2C.4: Top 20 data users by number of downloads

<i>User</i>	<i>Consortium</i>	<i>Number of downloads</i>
1. lcopas@sparc.bc.ca	Vancouver	330
2. claraj@spcottawa.on.ca	Ottawa	240
3. andrea.dort@peelregion.ca	Peel Region	156
4. mander14@uoguelph.ca	Wellington-Dufferin-Guelph	148
5. wchu@toronto.ca	Toronto	148
6. thildebrandt@cdhalton.ca	Halton Region	147
7. cims_manager@spcottawa.on.ca	Ottawa	139
8. peter.marriott@vancouver.ca	Vancouver	108
9. tjohnson@newwestcity.ca	Vancouver	108
10. cturan@simcoe.ca	Simcoe County	107
11. jasmine.ing@calgary.ca	Calgary	100
12. cynthia.dietz@umanitoba.ca	Winnipeg	96
13. james.houston@gov.mb.ca	Winnipeg	96
14. seanmeagher@publicinterest.ca	Toronto	76
15. Auburn.Larose@wdgpublichealth.ca	Wellington-Dufferin-Guelph	75
16. Sian.Jones@calgary.ca	Calgary	75
17. chitchen@cityofkingston.ca	Kingston, Frontenac, Lennox and Addington	73
18. neil.spicer@metrovancover.org	Vancouver	69
19. knguyen3@toronto.ca	Toronto	68
20. miranda.parkin@smdhu.org	Simcoe County	68

2D Program budget, 2014-2015

Program budget overview, 2014-2015

Canadian Council on Social Development, Community Data Program Budget, in Canadian Dollars, for April 1, 2014 to March 31, 2015

<i>Revenue</i>	<i>Budgeted</i>
Consortium Fees - 23 consortia	\$ 294,131
Membership Fees - 9.0 Members per Consortium	\$ 26,000
Data sponsorship - value to the Program	\$ 55,570
In-kind contributions of CCSD Program team members	\$ 58,020
Community Analytics Fee-for-Service to non-members	\$ 10,000
Total Revenue	\$ 443,721
<i>Expenses</i>	
Data Purchase, excluding sponsorship	\$ 113,235
Data Acquisition through sponsorship	\$ 55,570
Program team, excluding in-kind contribution	\$ 168,480
Program team, in-kind contribution	\$ 58,020
Program Overhead	\$ 20,808
Outreach / Travel	\$ 19,604
Annual Meeting	\$ 8,003
Total Expenses	\$ 443,721
<i>Other Income</i>	
Interest Income	\$ 0
Total Other Income	\$ 0
Net Income (Loss)	\$ 0

Summary of revenue, 2014-2015

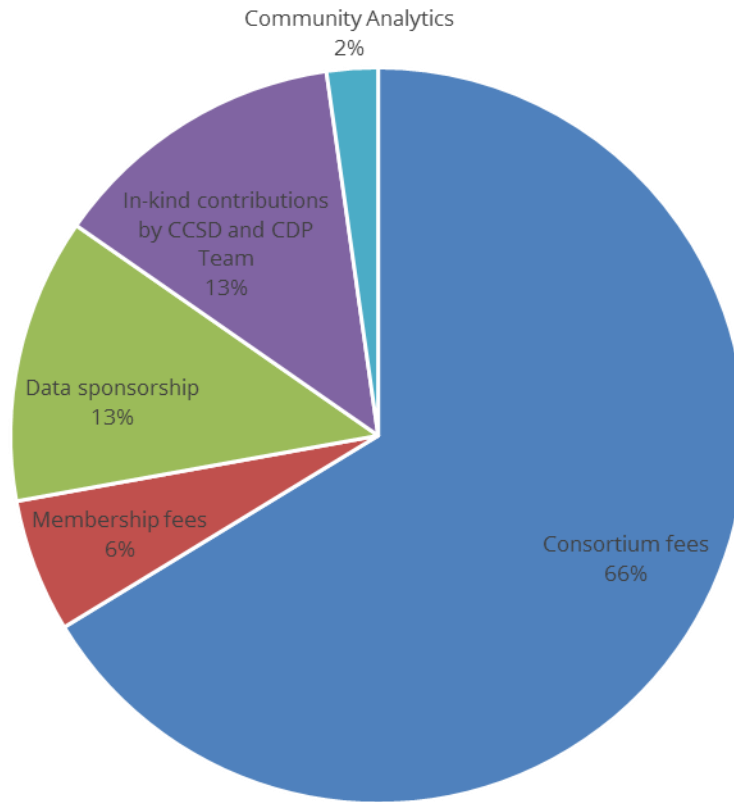


Figure 1 Summary of revenue

Notes on revenue, 2014-2015

Consortium Fee revenue was based on commitments provided by Community Data Consortia outlined in Table 1 below. Revenue from Membership Fees was based on previous end-of-year totals, which stood at an average of 9.0 member organizations per consortium, each paying \$125 annually

CCSD In-Kind Contributions were derived from the following sources:

- In-kind: in-kind contributions by CCSD staff and program team members
- Sponsorship: Third-party sponsorship from public and private sector sources, including data providers offering concessional rates

“Analytics fees”: Revenue generated from fee-for-service data analysis services offered to non-Consortium members

Cash flow was dependent on payment of invoices and of membership fees.

Consortium Fees by Data Consortium, 2014-2015

<i>Consortium</i>	<i>Population</i>	<i>Consortium Fee</i>
Calgary	1 096 833	\$ 19 990.00
Durham Region	608 124	\$ 13 994.00
Halton Region	501 669	\$ 12 495.00
Hamilton	519 949	\$ 12 495.00
Kingston, Frontenac, Lennox, and Addington	191 562	\$ 7 248.50
London	439 151	\$ 10 996.00
Montréal	1 886 481	\$ 19 990.00
Saint John	360 673	\$ 5 749.50
Ottawa	883 391	\$ 17 741.50
Parry Sound-Nipissing	126 898	\$ 6 499.00
Peel Region	1 296 814	\$ 19 990.00
Peterborough	134 933	\$ 6 499.00
Red Deer	90 564	\$ 5 749.50
Regina	193 100	\$ 8 747.50
Simcoe County	446 063	\$ 10 996.00
Wood Buffalo	104 338	\$ 6 499.00
Sudbury	194 518	\$ 7 248.50
Toronto	2 615 060	\$ 19 990.00
Vancouver-Fraser Valley	2 313 328	\$ 19 990.00
Waterloo	507 096	\$ 12 495.00
Wellington-Dufferin-Guelph	265 241	\$ 8 747.50
Winnipeg	1 208 268	\$ 19 990.00
York Region	1 032 524	\$ 19 990.00
Total	17 016 578	\$ 294 130.50

Summary of expenses, 2014-2015

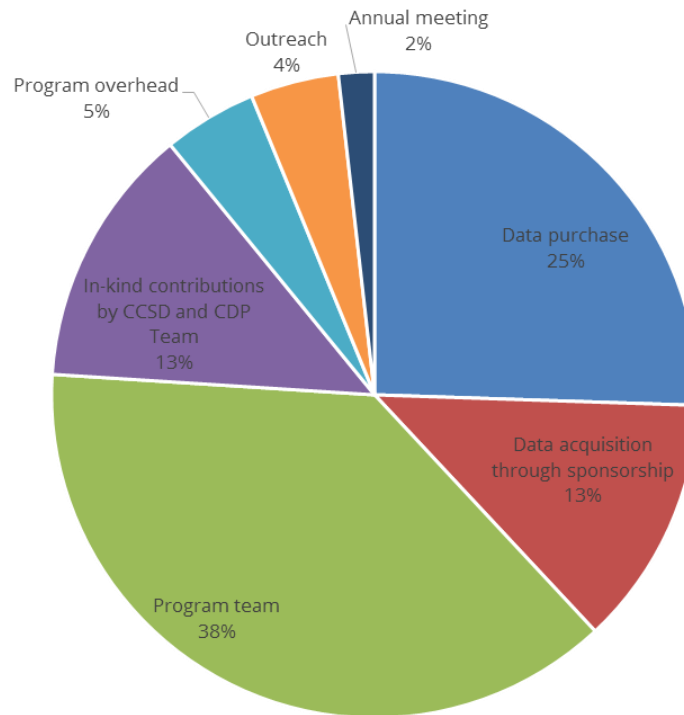


Figure 2 Summary of expenses

Notes on expenses, 2014-2015

"Data purchase" refers to direct costs charged by data providers and licensed tool providers, but excludes Program time required for data management.

"Data acquisition through sponsorship" refers to the value of data contributed to the program through sponsorship or concessional rates.

"Staff/contractors" includes all CCSD staff and contracted program team members contributing to any aspects of program delivery, comprising the following positions: CCSD CEO; Finance & Administration; Program Lead; Data Analysts; Community Outreach Specialist; Web Maintenance/developer.

"Staff/contractors in kind portion" includes contributions of unpaid time made by CCSD staff and contracted program team members to any aspects of program delivery.

"Overhead" includes the Program-related portions of Office supplies; Office/meeting room rental; Office equipment; Legal, translation, design, accounting/audit services; Telecom services; Internet & webhosting services; Content and liability insurance; Delivery, postage, courier; Printing & copying.

"Outreach" includes Program Staff/Contractor travel outside Ottawa to support program delivery, including marketing, outreach and capacity building.

"Annual Meeting" includes logistics, venue, refreshments, CCSD and program team travel, and meeting supplies associated with CCSD organizing and hosting an annual program meeting, and excludes travel costs for consortium members participating in annual meetings.

Part 3: Plans for 2015-2016

3A Annual program workplan, 2015-2016

SD1. Project leadership

<i>SD</i>	<i>Activity</i>	<i>Deliverable(s)</i>	<i>Milestone(s)</i>
SD1.1	Strategic Planning, workplanning & budgeting	Annual workplan & budget ready for 2015-2016 Annual Program meeting	31 Mar/16
SD1.2	Finance & accounting	Invoices prepared and payments made	Based on invoicing schedule
SD1.3	CCSD-CDP staff team meetings	Regular meetings with CCSD senior management team	As required
SD1.4	Communication with webhost; backups; troubleshooting	Regular backups	Ongoing
SD1.5	Communitydata.ca web infrastructure development/upgrading	Website upgrades planned and delivered as part of a Special Project.	TBD
SD1.6	Integrate CDP and CCSD websites	Two websites are fully cross-referenced and share common look & feel	Ongoing
SD1.7	Prepare Consortium MoAs	New MoAs prepared, signed and amended as required	Ongoing
SD1.8	Administer consortium & organisational membership	Consortium invoicing instructions updated; CDP membership system maintained	Ongoing
SD1.9	Host & coordinate Program Steering Committee	Bi-annual teleconference meetings & notes	One week ahead of Leads meetings, 1:30-2:30EST
SD1.10	Prepare administrative reports	Monthly administrative reports for CCSD	Monthly

SD2. Purchase and access data

<i>SD</i>	<i>Activity</i>	<i>Deliverable(s)</i>	<i>Milestone(s)</i>
-----------	-----------------	-----------------------	---------------------

<i>SD</i>	<i>Activity</i>	<i>Deliverable(s)</i>	<i>Milestone(s)</i>
SD2.1	Data acquisition planning	Community Data Catalogue and Schedule B Updated quarterly	Ongoing
SD2.2	Negotiate data agreements	License/Data Sharing Agreements finalized with data providers	Ongoing
SD2.3	Monitor data acquisition	Schedule B Orders finalized and implemented (specify tables)	31 Jul/15; 30 Nov/15; 31 Mar 31/16
SD2.4	Administer user access	User registration system maintained, usage reports published trimesterly	Ongoing
SD2.5	Upload data products	New data products uploaded to FTP	Ongoing
SD2.6	Catalogue tables	Data products catalogued	Ongoing
SD2.7	Enhance web-based catalogue	Web development to improve catalogue system planned and delivered as part of a Special Project	As required
SD2.8	Host and coordinate Data Purchase & Access Working Group	Meetings hosted as required	As required

SD3. Train people and build capacity

<i>SD</i>	<i>Activity</i>	<i>Deliverable(s)</i>	<i>Milestone(s)</i>
SD3.1	Respond to day-to-day user inquiries	Response provided by email or phone within 48 hours	Ongoing
SD3.2	Design & deliver program orientation	Orientation delivered to new consortia; follow-up orientation delivered as required	As required
SD3.3	Coordinate delivery of other training related to data tools	Delivery of other training, including Envision	Ongoing
SD3.4	Develop training tools/web-based training content	Online orientation created and posted as part of Special Project	TBD
SD3.5	Prepare trimesterly Product Profiles	Effort re-invested in evidence-based communications products see SD4.4	See SD4.4
SD3.6	Web development in support of training-related content	Web development in support of online training content planned and delivered as part of a Special Project	TBD

SD4. Share results within the network (communications)

<i>SD</i>	<i>Activity</i>	<i>Deliverable(s)</i>	<i>Milestone(s)</i>
SD4.1	Maintain regular communication with consortium leads	Communication maintained via email and telephone	Ongoing
SD4.2	Host and coordinate consortium Fall leads teleconference	One leads teleconference hosted and report prepared	October 15, 2015, 1:30-2:30EST
SD4.3	Host and coordinate annual program meeting	Annual meeting co-hosted and report prepared, location to be determined	May 19-20, 2016
SD4.4	Create stories, generate data results, share best practices	CCSD report series published, including <i>Community Snapshots</i> , <i>Strength in Numbers</i> infographics, and a <i>Profile of Social Development in Canadian Communities Series</i> .	ongoing
SD4.5	Regular Newsletters & blogs written in English & French	Trimesterly newsletter published for CDP members	Fall, Winter, Spring
SD4.6	Mapping & Reporting Working Group	Meetings hosted as required	As required

SD5. Build and foster partnerships

<i>SD</i>	<i>Activity</i>	<i>Deliverable(s)</i>	<i>Milestone(s)</i>
SD5.1	Recruit new consortia	Target: 35 members by end of Year 4; 40 by end of Year 5	Ongoing
SD5.2	Develop and update program marketing & membership package	Updated program marketing package (presentation, primer)	As required
SD5.3	Partnership development	Outreach delivered to organisations such as universities	Ongoing
SD5.4	Host & coordinate annual Community Data Canada (virtual) Roundtable	Annual Community Data Roundtable Delivered in Fall with new webinar tool	Fall 2015
SD5.5	Write proposals, including Community Analytics project proposals	Target: 5 Community Analytics projects per program year	As required

3B Program communications plan

<i>Medium</i>	<i>Tools</i>	<i>Details</i>	<i>Responsible for Content</i>	<i>Schedule</i>	<i>Audience</i>
1. Website	CCSD.ca	- Post reports and media releases using community data from the Community Data Program	CCSD Web manager	Quarterly	Media, CCSD Membership
	Communitydata .ca	- Update Blog - Site updates with new content - Upload tables	CDP Program Team	Weekly	CDP Members
	cdc-dcc.info (Community Data Canada)	- Integrate with communitydata.ca in 2015-16 - Update site with roundtable reports and announcements	CDP Program Team	Annual	Community Data Networks
2. E-Newsletter	<i>Making it Count!</i>	- Newsletter with information on CDP membership, training and funding opportunities, link to product profile report and reports by members using data.	CDP Program Team	Trimesterly (May, Sep, Jan)	Community Data Program users
3. Meetings / Workshops	CDP Teleconferences	- Annual information update for lead organizations - Move towards interactive webinar format - Ad hoc meetings scheduled where required	CDP Program Team	Annual (Fall)	CDP Consortium Leads
	CDP Annual Program meeting	- Annual Face-to-face meeting - Co-hosted by CCSD and one consortium lead	CDP Program Team	Annual (April/May)	CDP Leads and one non-lead
	Community Data (Virtual) Roundtable	- Annual roundtable, using a webinar format - Promote CDP and provide platform for members to profile consortium activities	CDP Program Team	Annual (Fall)	Community Data Network, prospective consortia

<i>Medium</i>	<i>Tools</i>	<i>Details</i>	<i>Responsible for Content</i>	<i>Schedule</i>	<i>Audience</i>
4. Reports	<i>Community Snapshots</i>	Material provided to CCSD is used to showcase <ul style="list-style-type: none"> - (1) the use of data by CDP members, - (2) the people who analyze the data, and - (3) its impact on communities. CCSD will maintain an inventory of these submissions.	CDP Program team Consortium leads and member organisations	Monthly, but based on supply of content.	Posted to CCSD.ca for a general audience
	<i>Strength-in-Numbers Infographics Series (under development)</i>	<ul style="list-style-type: none"> - Create series of media-friendly infographics - Address social development issues - Rely on CDP data - Develop simple messages intended for a broad audience - Upload reports & media releases to ccsd.ca - Rely on social media to disseminate the series 	CCSD Researcher, CDP Program Team and Partner (s)	Trimesterly (May, Sep, Jan)	Media, CCSD members
	<i>Profile of Social Development in Canadian Communities Series (under development)</i>	<ul style="list-style-type: none"> - Provide more in-depth analysis of social development issues - Generate report using CDP data - Upload reports & media releases to ccsd.ca - Media releases/Social Media are used to advertise reports - Consortia are encouraged to generate their own local reports using data and templates available from communitydata.ca 	CCSD Researcher, CDP Program Team	Annual	Media, CCSD members
	Media release	<ul style="list-style-type: none"> - CCSD releases media bulletins - Encourage CCSD CDP Consortia to use program material as local press releases 	CCSD Communications	Coinciding with release of Strength-in-Numbers report / Community Profile Series	Media

3C Data acquisition plan: Draft Schedule B, 2015-2016

This Schedule B lists data products that the CCSD Community Data Program intends to acquire during the 2015-2016 program year. (Program years run from April 1 to March 31.)

Schedule B contains a list of data products—including both data tables and analytical tools—as well as the names of data providers, a summary of available geographies, and the data delivery schedule. For a more detailed list of Census and NHS tables slated for acquisition, refer to the Appendix 1.

If you notice any errors, omissions, or out-of-date hyperlinks, [please notify us](#).

Making data available takes time

Note that making data available takes time. While certain products will be available within weeks of purchase, the special/custom orders from Statistics Canada and other providers may take up to 12 months for delivery.

Schedule B is updated regularly

This document is amended regularly, subject to the availability and cost of data. Priorities for data product acquisition are identified by the Data Access and Purchase Working Group with input from Leads and are approved by the Community Data Program Steering Committee, using a decision making process consistent with the Community Data Program *Governance Structure and Operating Procedures* (communitydata.ca/resources). If you have questions about this process, please speak to your local Consortium Lead or to the [Community Data Program Team](#).

Census geography

pt	Province and territory
cma	Census metropolitan area
ca	Census agglomeration
cd	Census division
csd	Census subdivision
ct	Census tract
da	Dissemination area
cg	Custom geography Round 1 Round 2

Postal geography

pcity	Postal city (or “City total”)
fsa	Forward Sortation Area ⁴
rc	Rural community
fsaldu	Six-digit Postal Code ⁵

⁴ Three-digit postal code

⁵ Includes all six-digit postal codes, rural and urban

Orders to initiate between April 2015 and July 2015

Organization	Product	Data Year(s)	Available geographic scales													Status of order		
			pt	cma	ca	ct	cd	csd	da	pcity	fsa	rc	fsaldu	custom	other			
Beyond 20/20 Inc.	Beyond 20/20	NA															Available from the communitydata.ca catalogue	View
Canada Mortgage and Housing Corporation	Housing in Canada Online	2011	x	x	x			x	x								Available from the communitydata.ca catalogue	View
Canada Mortgage and Housing Corporation	Housing Market Information Portal	2013	x	x				x	x								Available from the communitydata.ca catalogue	View
Canada Mortgage and Housing Corporation	Market Analysis Centre products	2014	x	x				x	x								Ordered; expected delivery date: June, 2015	
Citizenship and Immigration Canada	Permanent Residents Rounded Data Cube	2013	x	x				x	x								Subject to availability from Citizenship and Immigration Canada	
Environics Analytics	Enhanced Postal Code Conversion File 2015	2015												x			Ordered; expected delivery date: June, 2015	
Environics Analytics	Envision	NA															Available from the communitydata.ca catalogue	View

Organization	Product	Data Year(s)	Available geographic scales													Status of order		
			pt	cma	ca	ct	cd	csd	da	pcity	fsa	rc	fsaldu	custom	other			
Statistics Canada	Building Permits	2014	x	x			x	x									Expected release date: June, 2015	
Statistics Canada	Canadian Community Health Survey	2014	x													x	Expected release date: June, 2015	
Statistics Canada	Canadian Community Health Survey 2013-2014 [two-year estimates]	2013, 2014	x													x	Expected release date: June, 2015	
Statistics Canada	Canadian Survey on Disability	2012	x	x			x	x									PT: Available from the communitydata.ca catalogue CD/CSD: In discussion with Statistics Canada to determine availability	View
Statistics Canada	Census and NHS, 2011 – Profiles Custom geographies	2011													x		Round 1 custom geos: Available from the communitydata.ca catalogue Round 2 custom geos: Ordered; expected deliver date: summer 2015 Round 3 custom geos: To order upon completion of geocoding	View

Organization	Product	Data Year(s)	Available geographic scales													Status of order		
			pt	cma	ca	ct	cd	csd	da	pcity	fsa	rc	fsaldu	custom	other			
Statistics Canada	Census and NHS, 2011 - Target Group Profiles Standard geographies	2011	x	x	x	x	x	x	x								Batch 1: Available from the communitydata.ca catalogue Batch 2: Available from the communitydata.ca catalogue Batch 3: Ordered; expected delivery: summer, 2015 See Appendix 1, p. 49-59	View
Statistics Canada	Census and NHS, 2011 – Target Group Profiles Custom geographies	2011												x			Round 1 custom geos: Batch 1 and 2 available from the communitydata.ca catalogue Round 2 custom geos: Batch 1 available from the communitydata.ca catalogue; Batch 2 ordered; expected delivery date: summer 2015 Round 3 custom geos: To order Batches 1 and 2 upon completion of geocoding All Rounds of custom geos: Batch 3 under consideration; to discuss at Annual Meeting See Appendix 1, p. 49-59	View
Statistics Canada	Estimates of Population by Age and Sex (alternate method)	2014	x	x			x	x									Ordered; expected delivery: May, 2015	
Statistics Canada	General Social Survey – Family; Family, Social Support, and Retirement; Internet; Social Engagement, Time Use	Various years	x	x			x										Under consideration; to discuss at Annual Meeting View GSS years and topics	

Organization	Product	Data Year(s)	Available geographic scales													Status of order		
			pt	cma	ca	ct	cd	csd	da	pcity	fsa	rc	fsaldu	custom	other			
Statistics Canada	Labour Force Survey	2013, 2014, 2015	x	x			x	x									Under consideration; to discuss at Annual Meeting	
Statistics Canada	Low Income Lines	2014, 2013	x	x			x	x									Expected release date: Summer, 2015	
Statistics Canada	NHS, 2011 - Community Poverty Project <small>Standard geographies</small>	2011	x	x	x	x	x	x	x								Batch 1: Available from the communitydata.ca catalogue Batch 2: Available from the communitydata.ca catalogue Batch 3: Under consideration; to discuss at Annual Meeting <small>See Appendix 1, p. 49-59</small>	View
Statistics Canada	NHS, 2011 - Community Poverty Project <small>Custom geographies</small>	2011												x			Round 1 custom geos: Table 1 available from the communitydata.ca catalogue Round 2 custom geos: Table 1 available from the communitydata.ca catalogue Round 3 custom geos: To order Table 1 upon completion of geocoding All Rounds: Other CPP tables under consideration; to discuss at Annual Meeting <small>See Appendix 1, p. 49-59</small>	View

Organization	Product	Data Year(s)	Available geographic scales													Status of order			
			pt	cma	ca	ct	cd	csd	da	pcity	fsa	rc	fsaldu	custom	other				
Statistics Canada	NHS, 2011 - Topic-Based Tabulations Standard geographies	2011	x	x	x	x	x	x	x									Batch 1: Available from the communitydata.ca catalogue Batch 2: Available from the communitydata.ca catalogue Batch 3: Some available from the communitydata.ca catalogue; remainder to finalize in June, 2015 Batch 4: Under consideration; to discuss at Annual Meeting See Appendix 1, p. 49-59	View
Statistics Canada	NHS, 2011 - Topic-Based Tabulations Custom geographies	2011												x				Round 1 custom geos: Batch 1 and some of Batch 2 available from the communitydata.ca catalogue Round 2 custom geos: 98-311-x2011018 available from the communitydata.ca catalogue; to order remainder of Batch 1 in June, 2015 Round 3 custom geos: to order Batch 1 upon completion of geocoding All Rounds: Batches 2-4 under consideration; to discuss at Annual Meeting See Appendix 1, p. 49-59	View

Organization	Product	Data Year(s)	Available geographic scales													Status of order		
			pt	cma	ca	ct	cd	csd	da	pcity	fsa	rc	fsaldu	custom	other			
Statistics Canada	Police Resources in Canada	2014	x														x	Expected release date: Spring, 2015
Statistics Canada	Survey of Financial Security	2012	x	x				x										PT: Available from the communitydata.ca catalogue CD/CSD: In discussion with Statistics Canada to determine availability
Statistics Canada	Taxfiler (T1FF) - Family Data, Seniors, Individual Data, Financial Data and Charitable Donations	2013	x	x	x	x	x				x	x	x					Expected release date: Spring, 2015
Statistics Canada	Taxfiler (T1FF) - Migration Estimates	2013	x	x	x	x	x				x	x						Expected release date: Summer, 2015
Statistics Canada	Vital Statistics – Births, Deaths, Stillbirths	2011	x	x				x	x									Under consideration; to discuss at Annual Meeting

View

Orders to initiate between August 2015 and November 2015

Organization	Product	Data Year(s)	Available geographic scales													Status of order
			pt	cma	ca	ct	cd	csd	da	pcity	fsa	rc	fsaldu	custom	other	

Organization	Product	Data Year(s)	Available geographic scales													Status of order			
			pt	cma	ca	ct	cd	csd	da	pcity	fsa	rc	fsaldu	custom	other				
Canadian Urban Libraries Council	Public Library Statistics	2013, 2014															x	Expected release date: October, 2015 For yearly statistics in PDF format, see http://www.culc.ca/kpis/	
Employment & Skills Development Canada	Database on Minimum Wages	2015, 2016	x															Available from the communitydata.ca catalogue; subject to regular changes	View
Employment & Skills Development Canada	Shelter Capacity Report	2015	x														x	Expected release date: October, 2015	
Industry Canada	Insolvency data	2014	x									x						Expected release date: September, 2015	
Statistics Canada	Canadian Business Patterns (2015-06)	2015	x	x		x	x	x										Expected release date: September, 2015	
Statistics Canada	Postal Code Conversion File	2015															x	Under consideration; to discuss at Annual Meeting	
Statistics Canada	Taxfiler (T1FF) - Custom: Income Inequality (percentiles) and Working Poverty	2011	x	x	x		x					x						Under consideration; to discuss at Annual Meeting	

Organization	Product	Data Year(s)	Available geographic scales													Status of order		
			pt	cma	ca	ct	cd	csd	da	pcity	fsa	rc	fsaldu	custom	other			
Statistics Canada	Uniform Crime Reporting Survey	2014	x	x														Expected release date: August, 2015
TransUnion	Credit Report Characteristics	2015												x				Expected release date: October, 2015

Orders to initiate between December 2015 and March 2016

Organization	Product	Data Year(s)	Available geographic scales													Status of order		
			pt	cma	ca	ct	cd	csd	da	pcity	fsa	rc	fsaldu	custom	other			
Caledon Institute of Social Policy	Welfare Incomes	2014	x															Expected release date: December, 2015
Statistics Canada	Canadian Business Patterns (2015-12)	2015	x	x		x	x	x										Expected release date: February, 2015

3D Program budget, 2015-2016

Program budget overview, 2015-2016

Canadian Council on Social Development, Community Data Program Budget, in CDN Dollars, for April 1, 2015 to March 31, 2016.

<i>Revenue</i>	<i>Budgeted</i>
Consortium Fees - 27 consortia	\$ 330,620
Membership Fees - 9.5 Members per Consortium	\$ 32,063
Data sponsorship - value to the Program	\$ 73,518
In-kind contributions of CCSD Program team members	\$ 40,800
Community Analytics Fee-for-Service to non-members	\$ 10,000
Total Revenue	\$ 487,000
<i>Expenses</i>	
Data Purchase, excluding sponsorship	\$ 109,604
Data Acquisition through sponsorship	\$ 73,518
Program team, excluding in-kind contribution	\$ 201,858
Program team, in-kind contribution	\$ 40,800
Program Overhead	\$ 46,268
Outreach / Travel	\$ 7,318
Annual Meeting	\$ 7,634
Total Expenses	\$ 487,000
<i>Other Income</i>	
Interest Income	\$ 0
Total Other Income	\$ 0
Net Income (Loss)	\$ 0

Summary of revenue, 2015-2016

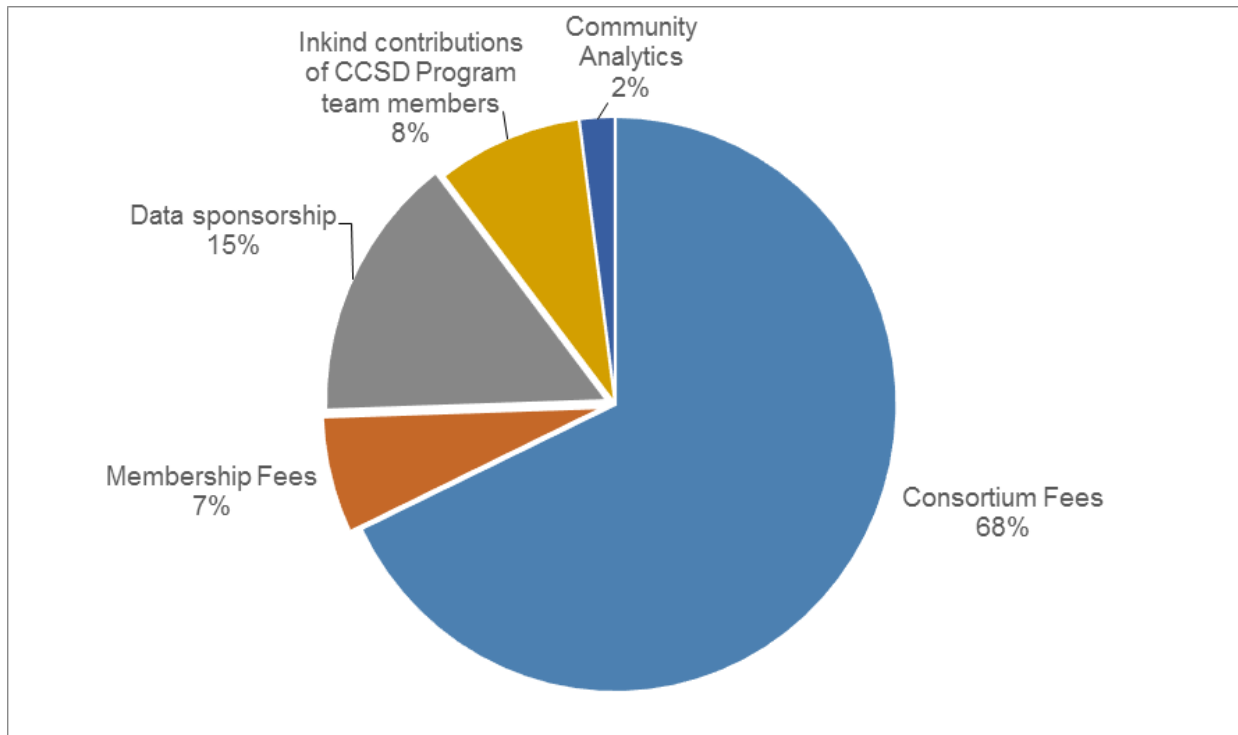


Figure 3 Summary of revenue, 2014-2015

Notes on revenue, 2015-2016

Consortium Fee revenue is based on commitments provided by Community Data Consortia outlined in the table below.

Revenue from Membership Fees is based on previous end-of-year totals, which stood at an average of 9.5 member organizations per consortium, each paying \$125 annually.

"CCSD In-Kind Contributions" are derived from the following sources:

- "In-kind" refers to in-kind contributions by CCSD staff and program team members
- "Sponsorship" refers to third-party sponsorship from public and private sector sources, including data providers offering concessional rates

"Analytics fees" refers to revenue generated from fee-for-service data analysis services offered to non-Consortium members.

Cash flow is dependent on payment of invoices and of membership fees.

Consortium Fees by Data Consortium, 2015-2016

<i>Consortium</i>	<i>Population</i>	<i>Consortium Fee</i>
Bow Valley	33,912	\$ 5,000.00
Calgary	1,096,833	\$ 19,990.00
Durham	608,124	\$ 13,994.00
Erie-St. Clair	619,056	\$ 13,994.00
Halton	501,669	\$ 12,495.00
Hamilton	519,949	\$ 12,495.00
Kingston, Frontenac, Lennox and Addington	191,562	\$ 7,248.50
London	439,151	\$ 10,996.00
Montréal	1,886,481	\$ 19,990.00
Niagara	431,346	\$ 10,996.00
Ottawa	883,391	\$ 17,741.50
Oxford	105,719	\$ 6,499.00
Parry Sound-Nipissing	126,898	\$ 6,499.00
Peel	1,296,814	\$ 19,990.00
Peterborough	134,933	\$ 6,499.00
Red Deer	90,564	\$ 5,749.50
Regina	262,692	\$ 8,747.50
Saint John	76,550	\$ 5,749.50
Simcoe County	446,063	\$ 10,996.00
Sudbury	160,376	\$ 7,248.50
Toronto	2,615,060	\$ 19,990.00
Vancouver-Fraser Valley	2,590,921	\$ 19,990.00
Waterloo	507,096	\$ 12,495.00
Wellington-Dufferin-Guelph	265,241	\$ 8,747.50
Winnipeg	1,208,268	\$ 19,990.00
Wood Buffalo	104,338	\$ 6,499.00
York	1,032,524	\$ 19,990.00
Total	18,235,531	\$ 330,620.00

Summary of expenses, 2015-2016

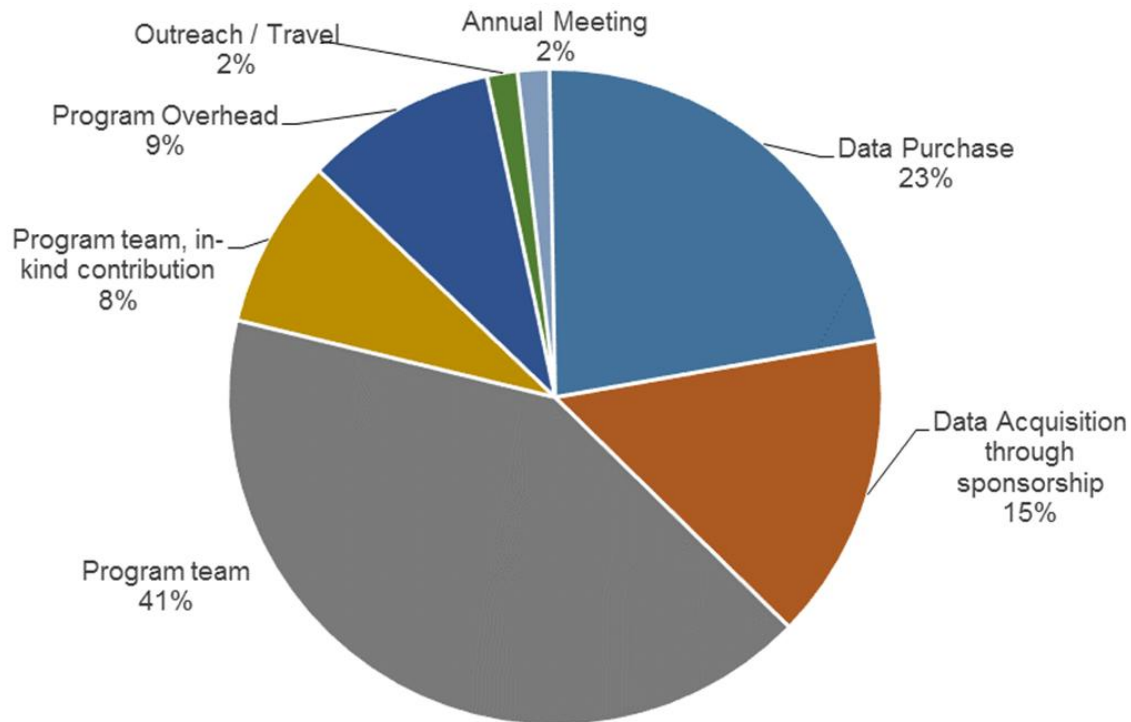


Figure 4 Summary of expenses, 2015-2016

Notes on expenses, 2015-2016

"Data purchase" refer to direct costs charged by data providers and licensed tool providers, but excludes Program time required for data management.

"Data acquisition through sponsorship" refers to the value of data contributed to the program through sponsorship or concessional rates.

"Staff/contractors" includes CCSD CEO, Finance, Policy & Research, Web development; and CDP Lead, Data analysts, Web maintenance and project team to enhance communitydata.ca.

"Staff/contractors in kind portion" includes contributions of unpaid time made by CCSD staff and program team members to any aspects of program delivery.

"Overhead" includes the Program-related portions of Office supplies; Office/meeting room rental; Office equipment; Professional services (legal, design, accounting/audit); Telecom services; webinar services; Internet & webhosting services; Insurance; Delivery/postage; Printing & copying; and Translation.

"Outreach/travel" includes CCSD and Program team travel to support program delivery, including marketing, outreach and capacity building.

"Annual Meeting" includes logistics, venue, refreshments, CCSD and Program team travel, and meeting supplies associated with CCSD organizing and hosting an annual program meeting, and excludes travel costs for consortium members participating in annual meetings.

The Community Data Program Team

Michel Frojmovic, Program Lead

Michel holds a Master of Urban Planning (1993) and Bachelor of Arts (1991) from McGill University, and is a full member of the Canadian Institute of Planners and the Project Management Institute. Michel has served as lead consultant offering comprehensive support to Canada's leading municipal indicator and community data access projects. These include the Federation of Canadian Municipalities' Quality of Life Reporting System (since 2002); the Canadian Council on Social Developments' Community Data Program (since 2005); and the Community Foundations of Canada's Vital Signs Reports (2006-2010).

Brendan Rahman, Community Data Curator

Brendan manages and curates data for the Community Data Program. He helps organisations access relevant data about their communities, and fosters collaboration between them. Brendan has a background in geographic information systems, urban planning, and design. He holds a graduate degree in urban planning from McGill University.

Michael Ditor, Senior Analyst

Michael works on various knowledge-sharing and monitoring initiatives, focussing on the creation and dissemination of sustainability indicators that track local trends and inform policy. Projects involve engaging multiple stakeholders, production of reports and shared databases, as well as providing online tools with access to content, data and rigorously maintained metadata. Projects have included Federation of Canadian Municipalities' Quality of Life Reporting System the Canadian Council on Social Developments' Community Data Program, and the Sustainable Community Indicators Program, a joint project undertaken by Environment Canada, Canada Mortgage and Housing Corporation and the Federation of Canadian Municipalities. Michael holds a Joint Major B.Sc. in Biology and Environmental Sciences from McGill University, a B.A.Sc. in Environmental Engineering from the University of Waterloo and an M.A.Sc. in Chemical Engineering from the Interuniversity Research Centre for the Life Cycle of Products, Processes and Services at the École Polytechnique de Montréal.

Vivianne Vacias, Data Analyst & Community Outreach

Vivianne Vacias holds a Master's degree in Sociology (thesis program) from the University of Ottawa and a Bachelor's degree in Animation et recherche culturelles (cultural activity and research) from Université du Québec à Montréal. She has developed a strong interest in research related to social development, local economy, environmental sustainability and cultural studies. Her desire to better understand the world around her has led Vivianne to acquire skills in research-action and evaluative research. She currently serves as a data analyst, research and community outreach coordinator. She aspires to help improve the well-being of members of the society one step at a time. Vivianne is based in Richmond, British Columbia.

Chris Lawson, Web Developer

Chris Lawson is a web designer, developer and web strategist with over 20 years experience with web site maintenance; advanced page creation; application development; site conceptualization and design. He has worked as the New Media Communications Officer for the Public Service Alliance of Canada since 2009 and as the Senior Officer New Media for the Canadian Union of Public Employees for ten Years. While at CUPE, he developed, organized and implemented the first web site redesign for Canada's largest union. The site won the Canadian Association of Labour Media's award for best web site for the year 2000 and for 2006.

Appendix 1: Detailed list of 2011 Census and NHS tables

Target group profiles, Census and NHS, 2011

Batch 1

Name	Title	pt cd csd da	pt cd csd	cma ca ct	custom geo
TGP-01_fra	Target Group Profile of the Francophone population [Census/NHS]	x		x	x
TGP-02_adl	Target Group Profile of the population with difficulty in activities of daily living [Census/NHS]	x		x	x
TGP-04_abo	Target Group Profile of the Aboriginal identity population [Census/NHS]	x		x	x
TGP-05_rim	Target Group Profile of recent immigrants [Census/NHS]	x		x	x
TGP-08_lim	Target Group Profile of the low income population (LIM-AT) [Census/NHS]	x		x	x
TGP-10_imm	Target Group Profile of immigrants [Census/NHS]	x		x	x

Batch 2

Name	Title	pt cd csd da	pt cd csd	cma ca ct	custom geo
TGP-03_vmn	Target Group Profile of the visible minority population [Census/NHS]	x		x	x
TGP-06_flp	Target Group Profile of female lone parents [Census/NHS]	x		x	x
TGP-07_sen	Target Group Profile of the population 65 years and over [Census/NHS]	x		x	x
TGP-12_lic	Target Group Profile of the low income population (LICO-AT) [Census/NHS]	x		x	x
TGP-13_mbm	Target Group Profile of the low income population (MBM)	x		x	x

Name	Title	pt cd csd da	pt cd csd	cma ca ct	custom geo
	[Census/NHS]				
TGP-15_lcb	Target Group Profile of the low income population (LICO-BT) [Census/NHS]	x		x	x

Batch 3

Name	Title	pt cd csd da	pt cd csd	cma ca ct	custom geo
TGP-09_pla	Target Group Profile of the population living alone	x		x	
TGP-14_soh	Target Group Profile of the population in subsidized housing	x		x	
TGP-11_chi	Target Group Profile of the population aged 0-17 <small>Note: Under consideration</small>	x		x	

Topic-based tabulations, NHS, 2011

Batch 1

Topic	Name	Title	pt cd csd da	pt cd csd	cma ca ct	custom geo
Age and sex ⁶	98-311-x2011018	Age (131) and sex (3) for the population				x
Income and housing	99-014-X2011028	Age groups of primary household maintainer (13), household total income groups in 2010 (11), housing tenure (4), shelter-cost-to-income ratio (5), housing suitability (3), condition of dwelling (3) and household type (17) for private households, NHS, 2011		x		x

Batch 2

⁶ This table is from the Census, not the NHS. For other 2011 *Census* topic-based tabulations ordered at smaller geographies than those available online, see [this page](#).

Topic	Name	Title	pt cd csd da	pt cd csd	cma ca ct	custom geo
Immigration and ethnocultural diversity	99-010-x2011026	Place of Birth (236), Immigrant Status and Period of Immigration (11), Age Groups (10) and Sex (3) for the Population in Private Households		x	x	
Immigration and ethnocultural diversity	99-010-x2011030	Visible Minority (15), Immigrant Status and Period of Immigration (11), Age Groups (10) and Sex (3) for the Population in Private Households	x		x	x
Education and labour	99-012-x2011034	Industry - North American Industry Classification System (NAICS) 2007 (425), Class of Worker (5), Age Groups (13B) and Sex (3) for the Employed Labour Force Aged 15 Years and Over, in Private Household		x	x	
Education and labour	99-012-x2011042	Highest Certificate, Diploma or Degree (7), Immigrant Status and Period of Immigration (7), Labour Force Status (8), Location of Study (9), Age Groups (5) and Sex (3) for the Population Aged 15 Years and Over, in Private Households		x	x	
Income and housing	99-014-x2011038	Economic Family Income in 2010 (33), Economic Family Structure (11) and Selected Economic Family Characteristics (16) for the Economic Families in Private Households	x		x	
Income and housing	99-014-x2011040	Income in 2010 (34), Age Groups (10B), Sex (3) and Highest Certificate, Diploma or Degree (11) for the Population Aged 15 Years and Over in Private Households		x	x	x

Batch 3

Topic	Name	Title	pt cd csd da	pt cd csd	cma ca ct	custom geo
Income and housing	Income and housing - Custom topic-based	Period of construction (11), structural type of dwelling (10), housing tenure including presence of mortgage and subsidized housing (7), condition of dwelling (4), shelter-cost-to-income ratio (5)	x		x	

Topic	Name	Title	pt cd csd da	pt cd csd	cma ca ct	custom geo
	tabulation 01					
Income and housing	Income and housing - Custom topic-based tabulation 02	Structural type of dwelling (10), household size (8), household type (17), housing tenure including presence of mortgage and subsidized housing (7), shelter-cost-to-income ratio (5)		x	x	
Income and housing	Income and housing – Custom topic-based tabulation 03	Shelter cost groups (11), household type (17), age groups of primary household maintainer (8), housing tenure including presence of mortgage and subsidized housing (7)	x		x	
Income and housing	Income and housing – Custom topic-based tabulation 04	Housing tenure including presence of mortgage and subsidized housing (7), income status in 2010 (6), shelter-cost-to-income ratio (5), household type (17) for private households	x		x	
Mobility and migration	97-556-x2006009 (2011 equivalent)	Mobility status 1 year ago (9), legal marital status (6), common-law status (3), age groups (17B), sex (3)	x		x	
Income and housing	Income and housing - Custom topic-based tabulation 05	Income groups in 2010 (27), income status in 2010 (6), immigrant status and period of immigration (7), highest certificate, diploma or degree (7), age Groups (5), sex (3) <i>Note: Originally requested from Toronto (No. 1); Rating: 8</i>	x		x	
Income and housing	Income and	Household type (17), Household size (8), Number of rooms (11), Number of bedrooms (5), housing	x		x	

Topic	Name	Title	pt cd csd da	pt cd csd	cma ca ct	custom geo
	housing - Custom topic-based tabulation 06	tenure including presence of mortgage and subsidized housing (7) <i>Note: Originally requested from Toronto (No. 5); Rating: 8</i>				
Income and housing	Income and housing - Custom topic-based tabulation 07	Housing tenure including presence of mortgage and subsidized housing (7), shelter-cost-to-income ratio (5), condition of dwelling (4), housing suitability (3), income status in 2010 (6), household type (17), for private households, NHS, 2011 <i>Note: Custom request built by CDP (No. 3) based on multiple requests from members. This table includes core housing need by low income status. Rating: 7</i>		x	x	

Batch 4 (under consideration)

Topic	Name	Title	pt cd csd da	pt cd csd	cma ca ct	custom geo
Aboriginal identity	97-558-x2006022 (2011 equivalent)	Aboriginal identity (8), condition of dwelling (4), number of persons per room (5), age groups (7), sex (3), area of residence (10), for the population in private households, NHS, 2011 <i>Rating: 7</i>		x	x	
Education and labour	Detailed occupation by income groups	Occupation - National Occupational Classification (NOC) 2011 (691), income in 2010 (34), for the population 15 years and over in private households, NHS, 2011 <i>Rating: 8</i>	x		x	
Education and labour	Detailed industry by income groups	Industry - North American Industry Classification System (NAICS) 2011 (425), income in 2010 (34), for the population 15 years and over in private households, NHS, 2011 <i>Rating: 7</i>	x		x	
Education and labour	99-012-x2011029	Language used most often at work (8), other language used regularly at work (9), mother	x		x	

Topic	Name	Title	pt cd csd da	pt cd csd	cma ca ct	custom geo
	(modified)	tongue (8) and immigrant status and period of immigration (9) for the population aged 15 years and over who worked since 2010, in private households, NHS, 2011 Rating: 7				
Education and labour	99-012-x2011038 (modified)	Labour force status (8), visible minority (15), immigrant status and period of immigration (7), highest certificate, diploma or degree (7), age groups (5) and sex (3) for the population aged 15 years and over in private households, NHS, 2011 Rating: 7		x	x	
Education and labour	97-560-x2006016 (2011 equivalent)	Highest certificate, diploma, or degree (15), location of study (5), major field of study - Classification of Instructional Programs (CIP) 2011 (14), age groups (10C), sex (3), for the population 15 years and over in private households, NHS, 2011 Rating: 7		x	x	
Education and labour	97-560-x2006026 (2011 equivalent)	Immigrant status and period of immigration (9), work activity in 2010 (3) employment income statistics in 2010 (7), highest certificate, diploma, or degree (7), age groups (9), sex (3), for the population 15 years and over in private households Rating: 7		x	x	
Immigration and ethnocultural diversity	99-010-x2011033 (modified)	Detailed Mother Tongue (158), Immigrant Status and Period of Immigration (7), Knowledge of Official Languages (5), Age Groups (10) and Sex (3) for the Population in Private Households, NHS, 2011 Rating: 7		x	x	
Immigration and ethnocultural diversity	Immigration and ethnocultural diversity - Custom topic-based tabulation 01	Immigrant status (4), structure of the economic family (11), age groups of children (4), census family income in 2010 (32), income status in 2010 (6) for economic families in private households, NHS, 2011 Note: Originally requested from Montréal (No. 10); Rating: 7		x	x	

Topic	Name	Title	pt cd csd da	pt cd csd	cma ca ct	custom geo
Immigration and ethnocultural diversity	97-557-x2006018 (2011 equivalent)	Population by immigrant status and selected places of birth (66), immigrant status and period of immigration (11), age groups (10), for the population in private households, NHS, 2011 Rating: 7	x		x	
Income and housing	97-554-x2006033 (2011 equivalent)	Age groups of primary household maintainer (8), structural type of dwelling (11), sex of primary household maintainer (3), housing tenure and presence of mortgage (7) Rating: 8	x			
Income and housing	97-554-x2006048 (2011 equivalent)	Household total income groups in 2010 (11), shelter cost groups (11), age groups of primary household maintainer (8), housing tenure including presence of mortgage and subsidized housing (7) for the private households in owner-occupied private non-farm, non-reserve dwellings, NHS, 2011 Rating: 7		x	x	
Income and housing	Income and housing - Custom topic-based tabulation 08	Household type (17), age groups of primary household maintainer (13), shelter-cost-to-income ratio (5), structural type of dwelling (10), condition of dwelling (4), for private households in private non-farm, non-reserve dwellings, NHS, 2011 Note: Originally requested from Toronto (No. 4); Rating: 7	x		x	
Income and housing	97-554-x2006053 (modified)	Household total income groups in 2010 (11), shelter-cost-to-income ratio (5), shelter cost groups (11), condition of dwelling (4), household type (17), NHS, 2011 Rating: 7		x	x	
Income and housing	Income and housing - Custom topic-based tabulation 09	Housing tenure including presence of mortgage and subsidized housing (7), household total income groups in 2010 (11), shelter-cost-to-income ratio (9), household type (17) for private households, NHS, 2011 Note: Custom request built by CDP (No. 2) based on multiple requests from members. Rating: 7	x		x	
Income and housing	Income and housing - Custom	Population by decile of adjusted after-tax family income (13) and housing tenure including presence of mortgage and subsidized housing				

Topic	Name	Title	pt cd csd da	pt cd csd	cma ca ct	custom geo
	topic-based tabulation 10	(7), for private households, NHS, 2011 Note: Low rating but possibly of interest as a unique table (income deciles by tenure). Rating: 6				
Income and housing	99-014-x2011039	Income Groups in 2010 (27), Sex (3) and Age Groups (5) for the Persons not in Economic Families Aged 15 Years and Over in Private Households, NHS, 2011 Note: Low rating but possibly of interest as companion table to 99-014-x2011038 (income for persons in economic families). Rating: 5	x		x	
Income and housing	99-014-x2011030	Value of dwelling (14), household mobility status 5 years ago (5), structural type of dwelling (10), presence of mortgage (3), condominium status (3) and shelter-cost-to-income ratio (9) for owner-households in non-farm, non-reserve private dwellings, NHS Note: Low rating but possibly of interest. Rating: 5		x	x	

Community Poverty Project, NHS, 2011

Batch 1

For a breakdown of variables within Batch 1 CPP tables, consult [this spreadsheet](#).

Name	Title	pt cd csd da	pt cd csd	cma ca ct	custom geo
PPC-01	CPP Table 1: Age groups (22), sex (3), income status in 2010 - CPP (7), and selected cultural, activity limitation and demographic characteristics (37) for the population in private households, NHS, 2011	x		x	x
PPC-02-c	CPP Table 2C: Ethnic origin (52), age groups (9), sex (3), income status (7) and knowledge of official languages (5) for the population, NHS, 2011		x	x	
PPC-02-d	CPP Table 2D: Detailed language spoken most often at home (111), age groups (9), sex (3), income status in 2010 - CPP (7), and knowledge of official languages (5) for the population, NHS, 2011		x	x	

Name	Title	pt cd csd da	pt cd csd	cma ca ct	custom geo
PPC-03	CPP Table 03: Age groups (8), Sex (3), Income status in 2010 - CPP (7) and Selected educational and labour force characteristics (84) for the Population 15 years and over in private households, 2011 NHS		x	x	
PPC-11	CPP Table 11: Age groups (3), sex (3), income status in 2010 - CPP (7), attendance at school (3) and selected cultural and activity limitation characteristics (20) for the population 15 to 24 years of age living in private households, NHS, 2011	x		x	
PPC-12	CPP Table 12: Income status in 2010 - CPP - EF (7), economic family structure (5), and number of economic family persons and age groups of children (7) for the persons in economic families in private households, NHS, 2011	x		x	

Batch 2

Name	Title	pt cd csd da	pt cd csd	cma ca ct	custom geo
PPC-05-a	CPP Table 5A: Aboriginal identity (3), age groups (8), sex (3), income status in 2010 - CPP (7), and selected income characteristics (12) for the population 15 years and over with income living in private households, NHS, 2011	x		x	
PPC-05-c	CPP Table 5C: Immigrant status and period of immigration (6), age groups (8), sex (3), income status in 2010 - CPP (7), and selected income characteristics (12) for the population 15 years and over with income living in private households, NHS, 2011	x		x	
PPC-06-c	CPP Table 6C: Age groups (8), sex (3), income status in 2010 - CPP (7), aboriginal identity (3), and selected labour force and income characteristics (42) for the population 15 years and over in private households, NHS, 2011	x		x	
PPC-09-EF-a	CPP Table 9A - EF: Elderly or non-elderly spouse or economic family reference person (3), income status in 2010 - CPP - EF (7), selected cultural and activity limitation characteristics (11), presence of children (5), and selected dwelling, household and income characteristics (27) for the economic family households in non-farm, non-reserve private dwellings, NHS, 2011		x	x	

Name	Title	pt cd csd da	pt cd csd	cma ca ct	custom geo
PPC-09-UI-a	CPP table 9a - UI: Age groups (3), income status in 2010 - CPP - UI (7), selected cultural and activity limitation characteristics (11), and selected dwelling, income and household characteristics (27) for persons 15 years and over not in economic families in private households in non-farm, non-reserve private dwellings, NHS, 2011	x		x	

Batch 3 (under consideration)

Name	Title	pt cd csd da	pt cd csd	cma ca ct	custom geo
CPP-04	CPP Table 4: Age groups (10), sex (3), income status in 2010 - CPP (7), work activity (10) and selected cultural and activity limitation characteristics (20) for the population 15 years and over living in private households, NHS, 2011	x		x	
CPP-05-b	CPP Table 5B: Visible minority status (3), age groups (8), sex (3), income status in 2010 - CPP (7), and selected income characteristics (12) for the population 15 years and over with income living in private households, NHS, 2011	x		x	
CPP-05-d	CPP Table 5D: Period of immigration (6), age groups (8), sex (3), income status in 2010 - CPP (7), and selected income characteristics (12) for the immigrant population 15 years and over with income living in private households, NHS, 2011	x		x	
CPP-06-a	CPP Table 6A: Age groups (8), sex (3), income status (7), activity limitation (3), and selected labour force and income characteristics (42) for the population 15 years and over in private households (excluding activity difficulties or reductions not stated), NHS, 2011	x		x	
CPP-06-b	CPP Table 6B: Age groups (8), sex (3), income status in 2010 - CPP (7), visible minority status (3), and selected labour force and income characteristics (42) for the population 15 years and over in private households, NHS, 2011	x		x	
CPP-08-EF	CPP Table 8 - EF: Economic family type (5), income status in 2010 - CPP - EF (11), and selected characteristics (41) for economic families in private households, NHS, 2011	x		x	
CPP-08-UI	CPP Table 8UI: Age groups (5), sex (3), income status in	x		x	

Name	Title	pt cd csd da	pt cd csd	cma ca ct	custom geo
	2010 - CPP - UI (7), and selected characteristics (20) for persons not in economic families in private households, NHS, 2011				
CPP-09-EF-b	CPP Table 9B - EF: Elderly or non-elderly status of spouse or economic family reference person (3), presence of children (5), income status in 2010 - CPP - EF (7), number reporting and aggregate amount reported for selected sources of economic family income (10), and selected cultural and activity limitation characteristics (11) for the economic families in private households, NHS, 2011	x		x	
CPP-09-UI-b	CPP table 9b - UI: Age groups (3), income status in 2010 - CPP - UI (7), selected cultural and activity limitation characteristics (11), and number reporting and aggregate amount reported for selected sources of income (10) for the persons 15 years and over not in economic families in private households, NHS, 2011	x		x	
CPP-10-EF-a	CPP table 10A - EF: Elderly or non-elderly status of spouse or economic family reference person (3), presence of children (5), income status in 2010 - CPP - EF (7), selected cultural and activity limitation characteristics (12), and selected income characteristics (25) for the economic families in private households, NHS, 2011		x	x	
CPP-10-EF-b	CPP table 10b - EF: Elderly or non-elderly status of spouse or economic family reference person (3), presence of children (5), selected cultural and activity limitation characteristics (12), and selected income deficiency characteristics (11), for the economic families in private households, NHS, 2011	x		x	
CPP-10-UI-a	CPP Table 10A - UI: Age groups (3), sex (3), income status in 2010 - CPP - UI (7), selected cultural and activity limitation characteristics (11), and selected income characteristics (25) for the persons 15 years and over not in economic families in private households, NHS, 2011	x		x	
CPP-10-UI-b	CPP Table 10B - UI: Age groups (3), sex (3), selected cultural and activity limitation characteristics (11), and selected income deficiency characteristics (11) for the persons 15 years and over not in economic families in private households, NHS, 2011	x		x	