

## Canadian Council on Social Development

Canada's longest serving social development organization  
Like us on Facebook at [CanadianCouncilonSocialDevelopment](#)  
Follow us on Twitter at [the\\_ccsd](#)



## Community Snapshots

Highlighting the work of Community Data Program members

# 2014 Eastern Region Community Profiles



*Image credit: Parent Resource Centre*

## Organization

This series of community profiles were prepared by the Data Analysis Coordinators (DACs) at the Parent Resource Centre in Ottawa, Renfrew-Nipissing-Pembroke, Stormont-Dundas-Glengarry and Prescott-Russell.

## Community data used

- **2011 Census Profile**
- **TransUnion 2012, Q1**
- **2010 SAAD T1 Family File (T1FF)**

## Summary

The Parent Resource Centre used three datasets from the Community Data Program (2011 Census, TransUnion 2012 Quarter 1, the 2010 SAAD T1 Family File) in addition to other local datasets (e.g. Ottawa Police Services, City of Ottawa, Ottawa Public Health) to create a series of profiles for communities across Eastern Ontario. These Community Profiles highlight a wide variety of indicators related to the social determinants of health (i.e. the status and living conditions of children and their families) and child outcomes. The indicators are presented in a storyboard format to give a more visual representation of the data available in each community.

# Community Profile for ALTA VISTA, OTTAWA, ON

**LEGEND**  
A child's early development is shaped by different sectors of influence:

- CHILD
- FAMILY
- COMMUNITY

**Why are Population Demographics Important?**  
Collectively, population counts by age group and population growth can help us to adapt to the needs of the population as it changes over time. Population density measures how closely people live together in a geographic area. The higher the number, the more people live within that area.

**Why are Park Areas Important?**  
Green spaces, like park areas, can enhance the community's well-being in several areas: social, recreational, environmental, physical and mental health, educational and economic. They filter pollutants and dust from the air, they provide shade and lower temperatures in urban areas, and they even reduce erosion of soil into our waterways.

**Why are Crime Rates and Civic Engagement Important?**  
Crime rates are one way to identify and monitor local safety concerns, and target areas of crime prevention. Civic engagement provides an indication of residents' interest and involvement in community affairs, voting is one opportunity to provide a decision-making voice.

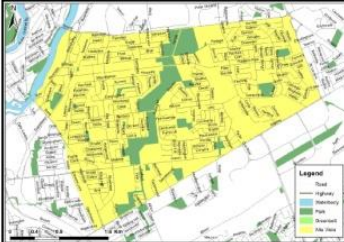
**Why is Family Composition Important?**  
Research suggests that marital status may be linked to household stability, as unmarried couples who live together are more likely to experience a breakdown in the relationship than married couples. Knowledge of family size can help services better design programs according to need, including targeted support for single or divorced parents, or programming for children of varying ages.

Note: Census family composition of at least two people living together; these totals do not include single people who do not have children. Therefore, if no information with children is contained on these tables, it will be inflated as compared to the true population.

**Why is Financial Well-being Important?**  
Economic status is one of the largest external influences on a child's development. It can influence the ability to buy nutritious food, access safe and stable housing, participate in recreational activities, and access quality child care. A lack of financial resources has been linked to poorer health outcomes, and may force parents to work more and spend less time with their children. A family's financial resources are affected by their income, assets, credit history, their affordability and home ownership, and retirement savings. Debt management reflects financial responsibility. Non-mortgage consumer debt indicates the amount of outstanding debt based on credit cards, personal loans, lines of credit, car loans, and consumer product financing. Risk scores predict the likelihood that a person will miss at least 1 consecutive payments in the next year, based on their existing credit history.

**Why is Language Important?**  
Being able to communicate in at least one of Canada's official languages can influence an individual's ability to work, obtain services, and connect with their community. For services to effectively engage families from diverse communities they need to have policies, practices, and programs that are sensitive to language needs.

## WHAT DOES OUR COMMUNITY LOOK LIKE?



## DEMOGRAPHICS

Demographics	Alta V.	Ottawa
Population in 2011	29,000	883,351
Population in 2006	28,317	812,129
Population change (%)	2.4%	8.8%
Land area (square km)	9.8	2,790
Population per km <sup>2</sup>	2,956	317
Park area (square km)	0.96	43.1
Population per km <sup>2</sup>	30,333	20,500

## AGE DISTRIBUTION



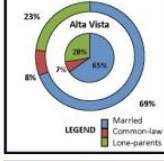
## CRIME RATES AND CIVIC ENGAGEMENT

	Crimes Against the Person		Crimes Against Property		Drug Offences		Municipal Elections Voter Turnout*			
	2011	% Change since 2006	2011	% Change since 2006	2011	% Change since 2006				
Alta V.	206	7.1	30.4%	802	27.7	17.8%	27	0.9	-15.6%	49.8%
Ottawa	6,381	7.2	22.7%	27,497	31.1	15.1%	1,497	1.7	-5.3%	44.3%

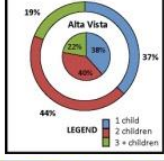
## WHAT DO OUR FAMILIES LOOK LIKE?

Map prepared by the Program Effectiveness Data Analysis Coordinators, Parent Resource Centre, Ottawa, ON. (April 2013)

## WHAT DO OUR FAMILIES WITH CHILDREN (< 25 YRS OLD) LOOK LIKE?



## HOW MANY CHILDREN (< 25 YRS OLD) ARE THERE AT HOME?



## HOW ARE OUR FAMILIES DOING FINANCIALLY?

	Approx. % Low Income Families with Children*		Debt Management For Those with a Credit History*	
	All Families	Low Parent Families	Average Non-Mortgage Consumer Debt	Average Risk Score†
Alta Vista	21%	15%	\$21,687	751
Ottawa	11%	7%	\$25,450	759

## WHAT LANGUAGES DO OUR FAMILIES SPEAK?

What language(s) are used at home?	Alta V.	Ottawa
English and French / English, French and French Only / English and Other	1.9%	1.6%
French Only / French and Other	71.6%	77.7%
English Only	9.5%	10.1%
Other Only	15.3%	10.5%

- Top "Other" Languages Spoken at Home for Alta Vista:
- Arabic
  - Somali
  - Persian (Farsi)
  - Chinese a.o.c.

Number of Census Families	Alta Vista	Ottawa
Total Families	7,935	279,320
Average # Persons Per Family	2.9	3.0
Total Families With Children < 25 yrs old	4,040	129,495
Average # Children Per Family	1.0	1.0

For more information, please contact the Program Effectiveness Data Analysis Coordinators: [www.parentresource.ca](http://www.parentresource.ca)

Last Updated: January, 2014



# LEGEND

A child's early development is shaped by different sectors of influence:

- CHILD
- FAMILY
- COMMUNITY

**Why are Early Health Risks Important?**  
Early health risks and vulnerabilities, such as low birth weight and prematurity, are adversely related to child health and well-being outcomes. Thus, these variables can be used as early indicators of healthy development. Note: Data for each category less than six counts are suppressed. To provide an index of prevalence, despite suppression, we have listed the maximum value possible for that indicator (n/1). This value is the maximum count of 5 divided by the total number of births in that community.

**Why are Child Injury Rates Important?**  
Unintentional injury is the leading cause of death and hospitalization for Canadian children between the ages of 1 and 14 years. Child injury rates are a way of identifying and monitoring local health and safety concerns, which can support public education, local injury prevention, and healthy public policy development.

**Why is Developmental Health at School Entry Important?**  
The Early Development Instrument (EDI) assesses children's developmental health at school entry in five domains. Each EDI domain is further subdivided, for a total of 18 sub-domains. Each sub-domain represents a relatively homogeneous aspect of child development.

To access the Full EDI report and our other products please visit: [www.parentresource.ca](http://www.parentresource.ca)

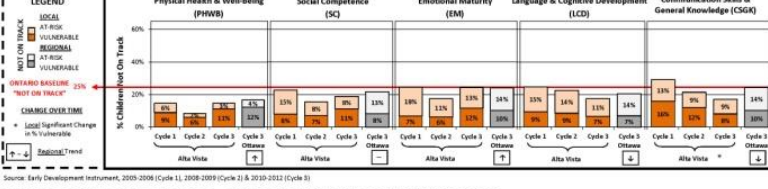
## WHAT ABOUT OUR CHILDREN'S DEVELOPMENTAL HEALTH AT SCHOOL ENTRY?

Demographics	Alta Vista	Ottawa
% Girls	49.4	49.7
% Bilingual	21.6	21.3
% Learning in a Second Language	30.1	21.3

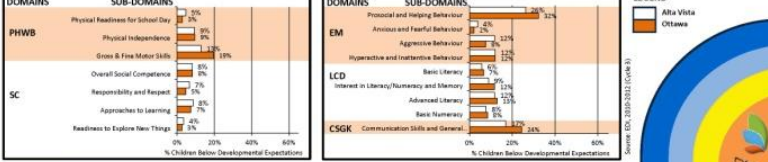
## WHAT ABOUT OUR CHILDREN'S HEALTH?

Early Health Risks* (2005-2011)	Alta V.	Ottawa
Teen Births (Maternal Age < 20 yrs)	2.8%	2.2%
Premature Births (< 37 weeks)	7.7%	8.6%
Exclusively Formula Fed on Discharge	6.1%	7.2%
Low Birth Weight (< 2500 g)	6.0%	6.2%
Maternal Smoking During Pregnancy	5.8%	5.8%
No Antenatal Care Visit During 1st Trimester	7.3%	5.6%
Total Births, 2005 to 2011	2,241	63,472

## EDI DOMAIN RESULTS ACROSS TIME - CHILDREN NOT ON TRACK



## EDI SUB-DOMAIN RESULTS FOR CYCLE 3 - CHILDREN BELOW DEVELOPMENTAL EXPECTATIONS



Visit the **Parent Resource Centre** for more information.



The **CCSD Community Data Program** helps community groups and municipalities access small-area socioeconomic data. Contact us to find out more.

Last Updated: January, 2014

