

A photograph of a smiling man and a young girl with curly hair, both looking towards the camera. They are positioned in front of a building with a green roof. A large blue semi-transparent banner is overlaid on the left side of the image, containing the title and date.

# Tracking-Progress: Tracking Local – Thinking Global

2009 - 2018






*How will we know  
if we are making  
progress on issues  
important to us as  
a community?*




# Peg: a Community Indicator System for Winnipeg (2009-2017)

---

## Annual special reports



## Timely indicator sheets



## Curricula



### Welcome!

Welcome to the Education for Sustainable Development (ESD) website. The purpose of this site is to assist Manitoba teachers to integrate sustainability topics/issues/approaches into their classroom activities. ESD involves preparing students to live sustainably and to establish life-long sustainable development practices.

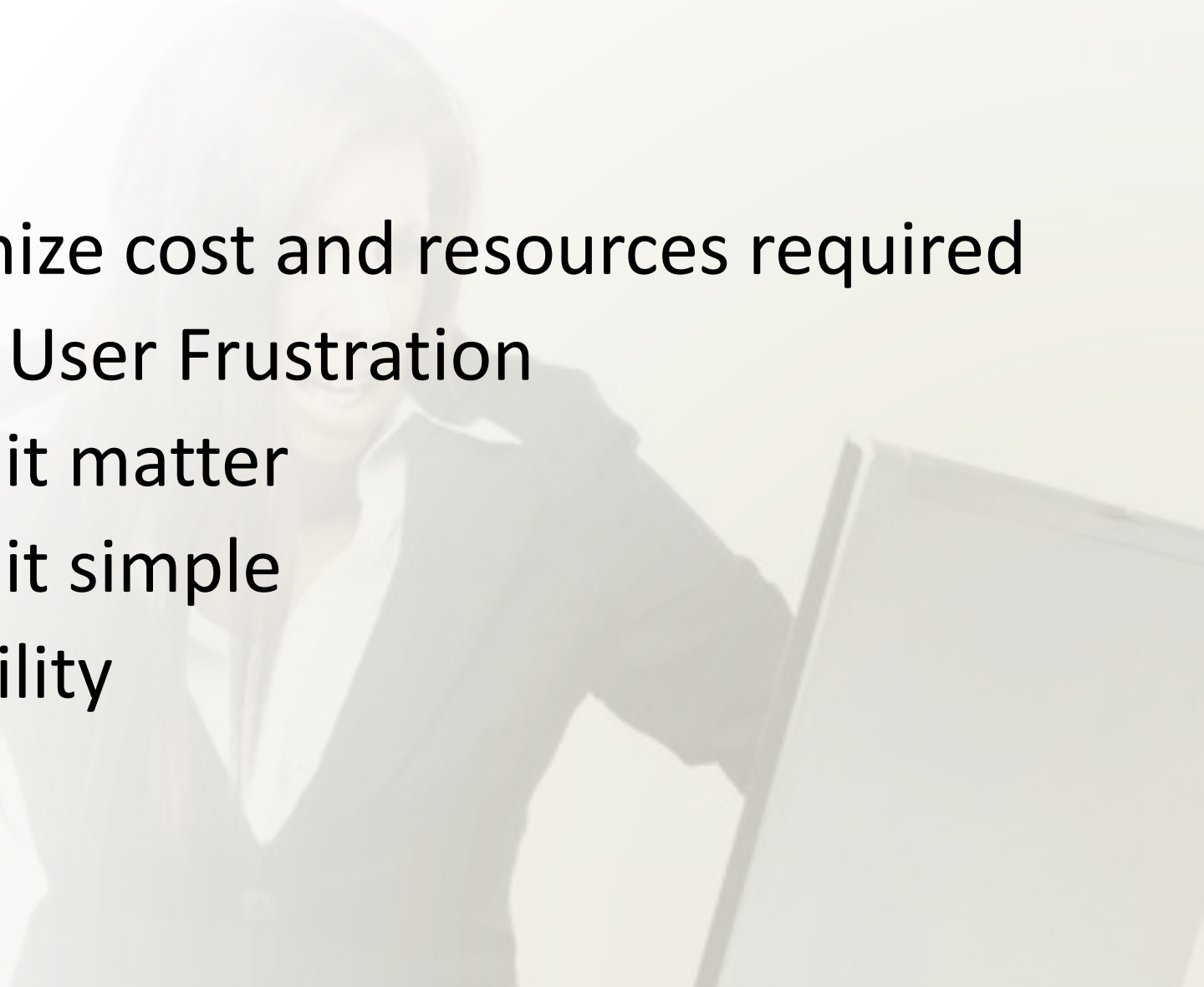
The ESD initiative in Manitoba is linked to the Decade of Education for Sustainable Development, a project of the United Nations Educational, Scientific and Cultural Organization (UNESCO).

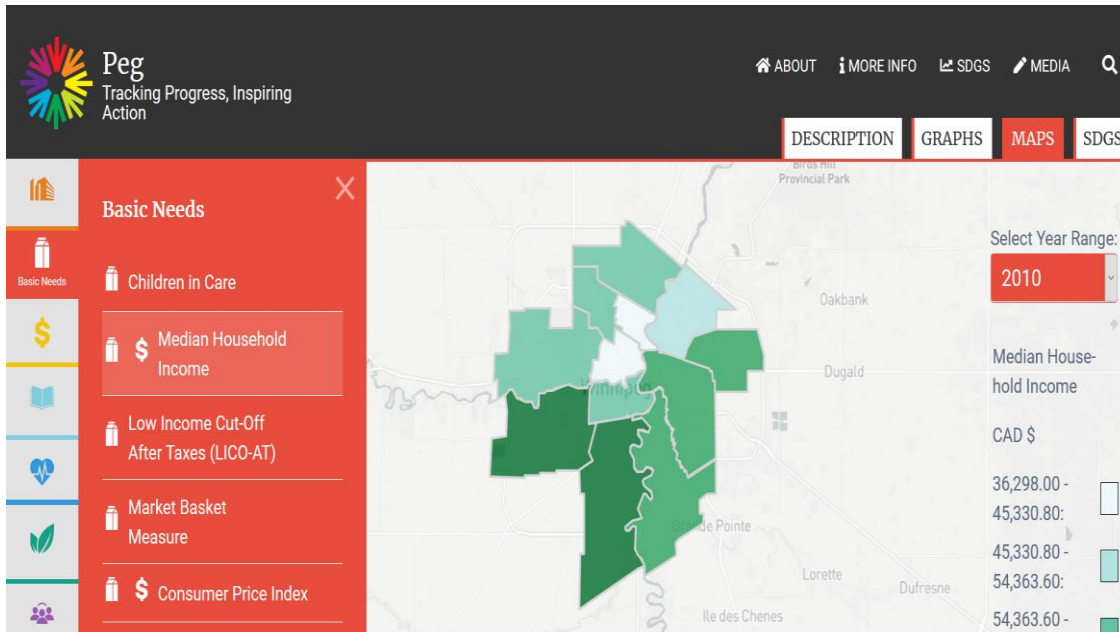
Education for Sustainable Development involves incorporating key themes of sustainable development – such as poverty alleviation, human rights, health and environmental protection, climate change – into the education system. ESD is a complex and evolving concept and requires learning about key themes from a social, cultural, environmental and economic perspective and explores how those factors are inter-related and inter-dependent. The Venn diagram below represents the inter-relationship of the themes.



# Community infrastructure

# Lessons Learned

- Minimize cost and resources required
  - Avoid User Frustration
  - Make it matter
  - Make it simple
  - Flexibility
- 



An open-source tool to make CIS platforms available to any community

- Capacity Building
- Network
- Innovation and Improvement

**Tracking-Progress.org**





**Peg**  
Tracking Progress, Inspiring Action

ABOUT MORE INFO SDGS MEDIA

DESCRIPTION GRAPHS MAPS SDGS

## Readiness To Learn

Readiness for school measures the percentage of children who are ready to learn when they enter kindergarten.

Data Source

Data for the Early Development Instrument (EDI) indi

**Peg**  
Tracking Progress, Inspiring Action

ABOUT MORE INFO SDGS MEDIA

DESCRIPTION GRAPHS SDGS

## High School Graduation Rates

High school graduation measures how many people are graduating from high school within six years of

**Peg**  
Tracking Progress, Inspiring Action

ABOUT MORE INFO SDGS MEDIA

DESCRIPTION GRAPHS MAPS SDGS

## Children in Care Sustainable Development Goals

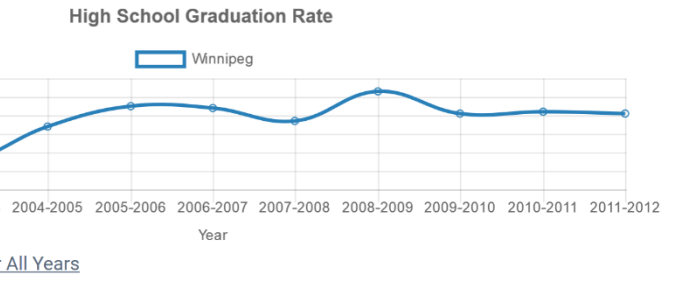
# 1 NO POVERTY

**1. End poverty in all its forms everywhere**

Extreme poverty rates have been cut by more than half since 1990. While this is a remarkable achievement, one in five people in developing regions still live on less than \$1.90 a day, and there are millions more who make little more than this daily amount, plus many people risk slipping back into poverty.

Poverty is more than the lack of income and resources to ensure a sustainable livelihood. Its manifestations include hunger and malnutrition, limited access to education and other basic services, social discrimination and exclusion as well as the lack of participation in decision-making. Economic growth must be inclusive to provide sustainable jobs and promote equality.

[Learn more from the UN here >>](#)



# The new Peg



# CIS Networks

---





***www.tracking-progress.org***

***peg.tracking-progress.org***

***[yourplace].tracking-progress.org ?***

***Stefan@iisd.org***