



Community Data Program

Calgary's / Alberta's Indigenous
population: data sources and
resources

September 20, 2016



Contents

I. Data sources beyond the CDP (brief overview)

II. CDP data sources

III. Exercises

- #1: *What percentage of Aboriginal households in Calgary are in Core Housing Need compared to Edmonton?*
- #2: *How many aboriginal identity persons in Calgary know an Aboriginal language?*



I. Data sources beyond the CDP



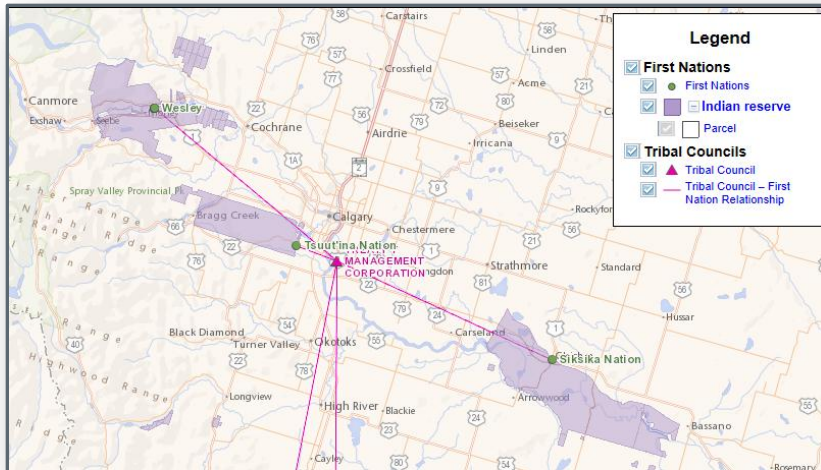
Some sources of data

- 1) First Nation Profiles (INAC)
 - 2) Canadian Community Health Survey
 - 3) Labour Force Survey
 - 4) Aboriginal Peoples Survey
 - 5) Point in Time Homelessness Count
- Some data are available at the provincial level, not the city level (population size, confidentiality)



Other data sources - 1) First Nation Profiles (INAC)

- Includes general information about First Nations along with more detailed information about its reserve(s), governance, federal funding, geography, registered population statistics and various Census statistics; communities can be located using an interactive map
- Registered population ≠ Census population
- <http://fnp-ppn.aandc-aadnc.gc.ca/fnp/Main/Index.aspx?lang=eng>



Aboriginal Affairs and Northern Development Canada / Affaires autochtones et Développement du Nord Canada

Canada

Indigenous and Northern Affairs Canada
www.aandc-aadnc.gc.ca

[Français](#) | [Home](#) | [Contact Us](#) | [Help](#) | [Search](#) | [canada.gc.ca](#)

[Home > Aboriginal Peoples & Communities > First Nation Profiles >](#)

Registered Population

Official Name: **Siksika Nation**
Number: **430**

Registered Population as of August, 2016

Residency	# of People
Registered Males On Own Reserve	2,030
Registered Females On Own Reserve	1,995
Registered Males On Other Reserves	92
Registered Females On Other Reserves	99
Registered Males On Own Crown Land	1
Registered Females On Own Crown Land	1
Registered Males On Other Band Crown Land	2
Registered Females On Other Band Crown Land	0
Registered Males On No Band Crown Land	3
Registered Females On No Band Crown Land	2
Registered Males Off Reserve	1,522
Registered Females Off Reserve	1,577
Total Registered Population	7,324

Date Modified: 2015-01-23

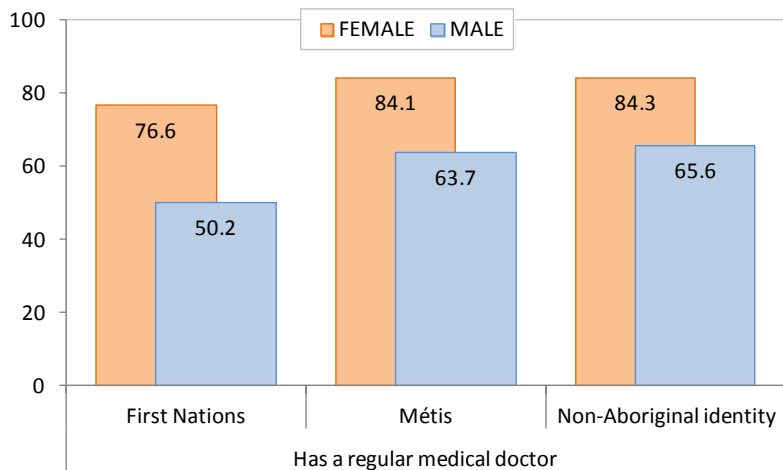
[Top of Page](#) | [Important Notices](#)



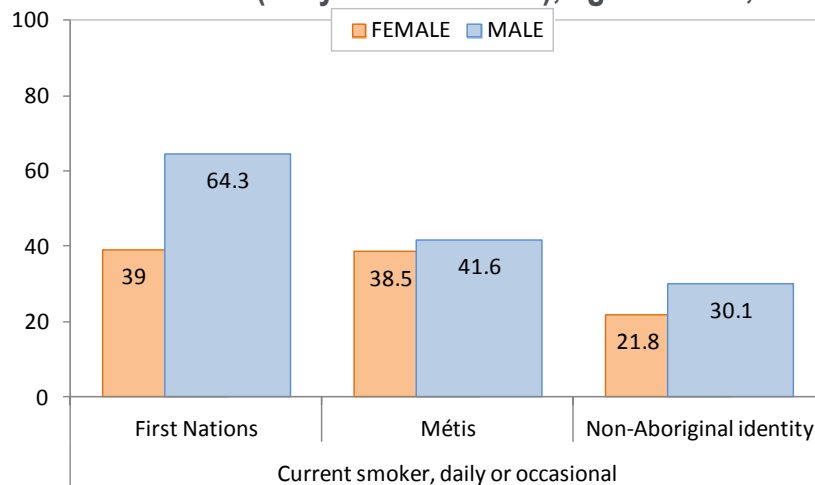
Other data sources - 2) Canadian Community Health Survey

- Annual survey; designed to provide reliable cross-sectional estimates at provincial, territorial and health region levels.
- **Excludes persons living on reserves** and other Aboriginal settlements; some information is available for First Nations, Métis and Inuit people living off reserve; question on identity is included, but the survey was not specifically designed for these populations.
- Data from multiple years (2007 to 2010) were combined in order to produce indicators for Aboriginal populations at more detailed levels (i.e. by sex, three age groups, and by province and territory); data are available in CANSIM table 105-0512.

% with a regular medical doctor, age 25 to 44, Alberta



% current smoker (daily or occasional), age 25 to 44, Alberta





Other data sources - 3) Labour Force Survey (LFS)

- Includes persons who reported being an Aboriginal person, that is, First Nations (North American Indian), Métis or Inuk (Inuit), or those who reported more than one identity. **Excluded from the survey's coverage are persons living on reserves and other Aboriginal settlements** in the provinces as well as those living in the territories. Inuit and multiple identities are included in the Aboriginal total but are not shown separately due to small sample sizes.
- CANSIM Table 282-0226: Labour force survey estimates (LFS), by Aboriginal group, sex and age group, Canada, selected provinces and regions, annual

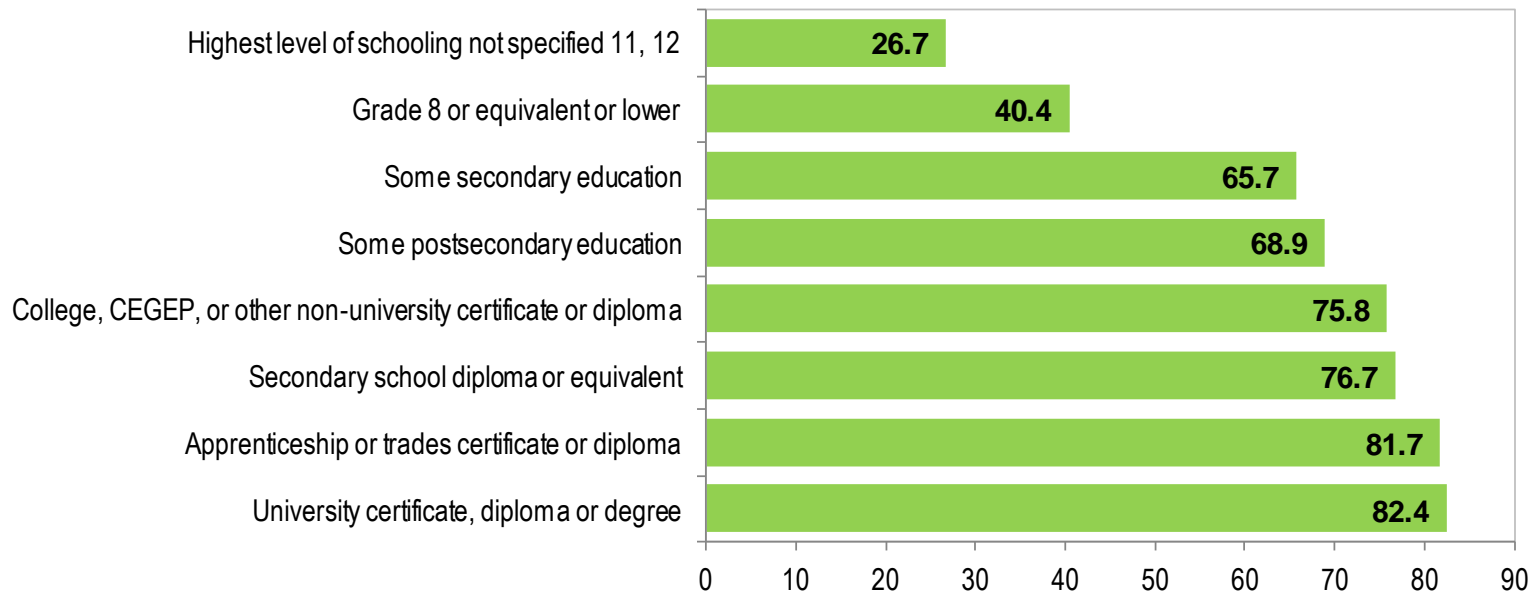




Other data sources - 4) Aboriginal Peoples Survey

- A national voluntary survey on the social and economic conditions of First Nations people living **off reserve**, Métis and Inuit aged 6 years and over; conducted every 5 years.
- Purpose is to provide data on the social and economic conditions of Aboriginal people in Canada; sample frame derived from the 2011 NHS.

Labour force participation rate by educational attainment, Alberta, total Aboriginal identity population age 15+, 2012

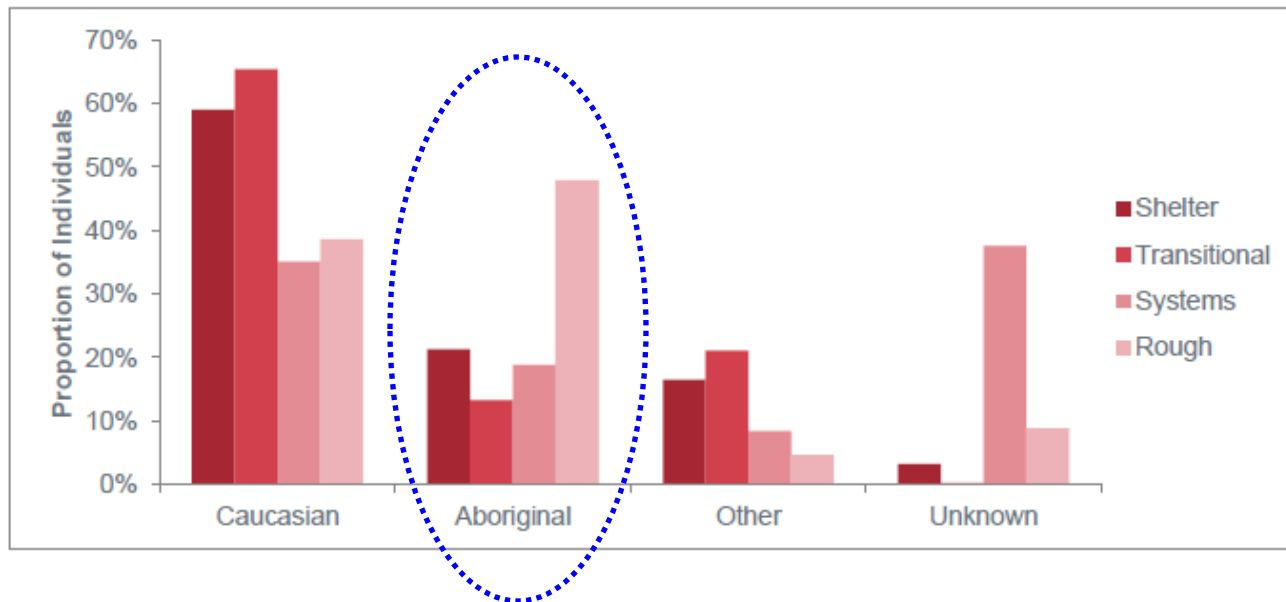




Other data sources - 5) Point in Time Homelessness Count

- Calgary Homeless Foundation conducts the Point-in-Time Count – a one day snapshot of homelessness that captures numbers and basic demographics of people staying in emergency shelters, short-term supportive housing, jails, hospitals, and on the streets; most recent available report is for Winter 2014.
- Ethnicity is a dimension which is considered (Caucasian, Aboriginal, Other, Unknown / Not Stated)

Ethnicity Distribution for Total Enumerated Population, By Classification



A note on CANSIM

- **CANSIM:** “Statistics Canada's key socioeconomic database. Updated daily, CANSIM provides fast and easy access to a large range of the latest statistics available in Canada.”
- <http://www5.statcan.gc.ca/cansim/home-accueil?lang=eng>



The screenshot shows the CANSIM website interface. At the top, there is a navigation bar with the Government of Canada logo and text in both English and French. The main header features the Statistics Canada logo and the word "Canada" with a red maple leaf. Below the header is a navigation menu with options like "Information for...", "Browse by subject", "Browse by key resource", and "About StatCan". The main content area is titled "CANSIM" and includes a "Home" link, a "Help using this page" section, and a "Today's releases" section. A prominent "Note" box contains a warning about data harvesting. Below this is a search section with a text input field, a dropdown menu for "All of these words", and a "Search" button. At the bottom, there is a "Browse CANSIM by" section with tabs for "Subject" and "Survey", and a grid of links to various categories such as "Aboriginal peoples", "Agriculture", "Business, consumer and property services", "Business performance and ownership", "Children and youth", "Construction", "Crime and justice", "Income, pensions, spending and wealth", "Information and communications technology", "International trade", "Labour", "Languages", "Manufacturing", and "Population and demography".



II. Data sources available from the CDP



Find data: Data by theme

Data by theme

All of the CDP's data products organized by topic area

Cultural identity

- Aboriginal Peoples
- Citizenship
- Ethnic Origin
- Immigration
- Language
- Religion
- Visible minority

Demographics

- Age, Sex and Population
- Children and Youth
- Families
- Households
- Lone-parent families
- Marital Status
- Seniors
- Single People

Education

- Highest Certificate, Degree or Diploma
- Library Statistics
- Location of Study
- Major field of study
- School Attendance

Housing

- Aboriginal Housing
- Building Permits
- Housing Allowances
- Housing Censuses
- Housing Tenure
- Location of Housing
- Mobility
- Primary Housing Maintenance
- Tenure and

Work

- Business and Industry
- Employment Insurance
- Labour Force
- Place of Work

Income

- Family and Household Income
- Income Deductions and Benefits

Health

- Health

Crime

- Crime

The screenshot shows the CCSD website interface. At the top is a navigation bar with links: Home, About, Find Data, Members, News, Resources, My account, CCSD.ca, and Français. The main content area is titled 'Aboriginal Peoples' and lists search results for this term. The first result is 'Aboriginal identity (8), condition of dwelling (4), number of persons per room (5), age groups (7), sex (3), area of residence (10) for the Population in private households, 2011 NHS', with data provided by Statistics Canada. The second result is 'CPP Table 6c: Age groups (8), sex (3), income status in 2010 - CPP (7), Aboriginal identity (3) and selected labour force and income characteristics (42) for the population 15 years and over in private households, NHS, 2011', also with data from Statistics Canada. The third result is 'CPP Table 5a: Aboriginal identity (3), age groups (8), sex (3), income status in 2010 - CPP (7) and selected income characteristics (12) for the population 15 years and over with income living in private households, NHS, 2011', with data from Statistics Canada. The fourth result is 'Selected demographic, sociocultural, education and labour characteristics (322), sex (3) and income status in 2010 (6) for the population in private households, NHS, 2011', with data from Statistics Canada. A blue dotted arrow from the 'Cultural identity' section of the left-hand menu points to the 'Aboriginal Peoples' search results.



Find data: Filter by Data Group

Home About **Find Data** Members News Resources My account CCSD.ca

Catalogue

Explanatory text

You can also view all our data, sorted by topic or theme.

DATA GROUP

- Beyond 20/20 Professional Browser
- Building Permits
- Canadian Business Counts
- Canadian Community Health Survey (CCHS)
- Canadian Housing Observer
- Canadian Survey on Disability
- Census, 2006 - Profile
- Census, 2006 - Target group profile
- Census, 2006 - Aboriginal peoples - Topic-based tabulations

DATA PROVIDER

- Beyond 20/20
- Caledon Institute of Social Policy
- Canada Mortgage and Housing Corporation
- Canadian Urban Libraries Council
- Citizenship and Immigration Canada
- Employment and Social Development Canada
- Environics Analytics
- Industry Canada
- Statistics Canada

GEOGRAPHY

<Any>

YEARS WITHIN DATA

Search

Popular content

Displaying 1 - 5 of 782 sorted by popularity then by date descending

- Building Permits, 2015
Building Permits
- Labour Force Survey - LFS characteristics by 2011 Census Division boundaries - two year average estimates
Labour Force Survey (LFS)
- Building Permits, 2000-2013 title
Building Permits
- Building Permits, 2014
Building Permits
- Canadian business counts, establishment and location counts, employment size and North American Industry Classification System (NAICS), June 2016
Canadian Business Counts

DATA GROUP

- Census, 2006 - Place of work and commuting to work - Topic-based tabulations
- Census, 2006 - Urban Poverty Project
- Census, 2011 - Profile
- Census, 2011 - Target group profile**
- Census, 2011 - Age and sex - Topic-based tabulations
- Census, 2011 - Families, households, and marital status - Topic-based tabulations
- Census, 2011 - Language - Topic-based tabulations
- Census, 2011 - Structural type of dwelling and collectives - Topic-based tabulations
- Census of Agriculture

- Census, 2011 – Target group profile
- Core Housing Need
- NHS, 2011 – Aboriginal peoples – Topic-based tabulations
- NHS, 2011 – Community Poverty Project
- NHS, 2011 – Target group profile



National Household Survey, 2011

- **Aboriginal identity**: self-identification as an Aboriginal person, which includes people who said they were:
 - First Nations; or
 - Métis; or
 - Inuk; and/or
 - Registered or Treaty Indian; and/or
 - Member of a First Nation or Indian band

***Aboriginal Peoples Reference Guide, National Household Survey, 2011*

<https://www12.statcan.gc.ca/nhs-enm/2011/ref/guides/99-011-x/99-011-x2011006-eng.cfm>

- 2016 Census standard data on Aboriginal peoples is scheduled for release in October 2017; additional CDP data products (i.e. topic-based tabulations, custom geographies) expected in 2018




National Household Survey, 2011

Canada

- 1,400,685 persons in private households identified as Aboriginal

City of Calgary

- 28,905 persons identified as Aboriginal (2.7% of Calgary's total population)



City of Calgary
[Population Profile of Aboriginal Identity Population](#)

The City of Calgary Population Profiles

Calgary **Aboriginal Identity**

Introduction
 This profile provides information about the population with Aboriginal identity living in **Calgary**. Information on demographics, housing, education, employment, language, families, and income is included.

"Aboriginal Identity" refers to people who self-identified as an Aboriginal person on the 2011 National Household Survey. This includes people who said they were First Nations (North American Indian), Métis or Inuk (Inuit) and/or a Registered or Treaty Indian, and/or a member of a First Nation or Indian band. Throughout this profile, information on the Aboriginal identity population is displayed in red and information on Calgary overall is displayed in grey. Calgary figures refer to all persons living in Calgary, including the Aboriginal identity population.

Table of Contents		
Demographics	1	16
Family	2	17
Housing	6	20
Language	12	22
Education	14	24
Employment		16
Income		17
Notes and Sources		20
Data Quality		22
Glossary		24

Snapshot

- There were **28,905** Aboriginal identity persons living in Calgary in 2011, representing **2.7 per cent** of the population.
- Calgary's Aboriginal population is young (median age of 28, with 44 per cent of the population younger than age 25).
- Close to one-third of the Aboriginal identity population (27 per cent) had no high school certificate or other diploma or degree.
- 37 per cent of Aboriginal identity children in Calgary were living in a lone parent family.

Sources: Statistics Canada, NHS Aboriginal Population Profile for Calgary (CSD), 2011; Statistics Canada, Calgary (CSD) Census Profile, 2011.

The City of Calgary | P.O. Box 2100 Stn. M | Calgary, AB, Canada T2P 2M5 | calgary.ca

III. Exercises



Exercise #1: What percentage of Aboriginal households in Calgary are in Core Housing Need compared to Edmonton?

Step 1: Download the data and open the file

Step 2: Explore the file

Step 3: Narrow down to your geographies of interest

Step 4: Manipulate the dimensions

Step 5: Copy into Excel and calculate percentages

(see handout for detailed instructions)



Exercise #2: What percentage of Aboriginal identity persons in Calgary know an Aboriginal language?

Step 1: Download the data and open the file

Step 2: Explore the file

Step 3: Narrow down to your geographies of interest

Step 4: Manipulate the dimensions

Step 5: Bonus – check CANSIM for complementary data

(see handout for detailed instructions)

**Aboriginal Peoples Reference Guide, National Household Survey, 2011**

<https://www12.statcan.gc.ca/nhs-enm/2011/ref/guides/99-011-x/99-011-x2011006-eng.cfm>

Housing in Canada Online – Definitions of Variables

http://cmhc.beyond2020.com/HiCODefinitions_EN.html

CANSIM

<http://www5.statcan.gc.ca/cansim/home-accueil?lang=eng>

First Nations Profile, INAC

<http://fnp-ppn.aandc-aadnc.gc.ca/fnp/Main/Index.aspx?lang=eng>

City of Calgary Profile of Aboriginal Identity Population

http://www.calgary.ca/_layouts/cocis/DirectDownload.aspx?target=http%3a%2f%2fwww.calgary.ca%2fCSPS%2fCNS%2fDocuments%2faboriginal-facts-calgary.pdf&noredirect=1&sf=1