



# Community Data Program Annual Meeting, 2017

## Programme de données communautaires Rencontre annuelle, 2017

May 25-26, 2017, Kingston, Ontario

*Les 25 et 26 mai 2017, Kingston, Ontario*

Canadian Council on Social Development

*Conseil canadien du développement social*



# 1. Breakfast / Meet & Greet

8:30am – 9:00am

May 25-26, 2017, Kingston, Ontario  
*Les 25 et 26 mai 2017, Kingston, Ontario*

Canadian Council on Social Development  
*Conseil canadien du développement social*



# 1.1 Meet and greet

## 1.1 Accueil, café

CCSD Community Data Program Annual Meeting, 2017

*Rencontre annuelle du CCDS Programme de données communautaires, 2017*





## 2. Welcome

9:00am – 9:15am

May 25-26, 2017, Kingston, Ontario  
*Les 25 et 26 mai 2017, Kingston, Ontario*

Canadian Council on Social Development  
*Conseil canadien du développement social*





## 2.1 Welcome by Host

### *2.1 Accueil par l'hôte*

**Cheryl Hitchen, Kingston Data Consortium**

CCSD Community Data Program Annual Meeting, 2017

*Rencontre annuelle du CCDS Programme de données communautaires, 2017*





## 2.2 Opening remarks

### *2.2 Mots d'ouverture*

**Katherine Scott, VP, Research, CCSD**

CCSD Community Data Program Annual Meeting, 2017

*Rencontre annuelle du CCDS Programme de données communautaires, 2017*





## 2.3 Program and structure

### *2.3 But et structure*

**Michel Frojmovic, Lead, CCSD Community Data Program**

CCSD Community Data Program Annual Meeting, 2017

*Rencontre annuelle du CCDS Programme de données communautaires, 2017*



## 2.3. Purpose and structure of the meeting

### *2.3. But et structure de la rencontre*

1. General updates: # consortia, members, MOA renewal process, data usage and website analytics
2. Discussion 1: Making the most of the 2016 Census
3. Discussion 2: Data Acquisition & Access
4. Discussion 3: Capacity Building & Training: National & Local perspectives
5. Discussion 4: Achieving impact: Use of data and tools by members
6. Looking Forward: The draft CDP Vision & 5-year strat plan – highlights
7. Discussion 5: CDP 5-year Strategic Plan (Friday Morning)







### 3. Highlights from 2016-2017

9:15am – 9:45am

May 25-26, 2017, Kingston, Ontario  
*Les 25 et 26 mai 2017, Kingston, Ontario*

Canadian Council on Social Development  
*Conseil canadien du développement social*





## 3.1 Review of 2016-2017

### *3.1 Bilan de 2016-2017*

**Michel Frojmovic, Lead, CCSD Community Data Program**

CCSD Community Data Program Annual Meeting, 2017

*Rencontre annuelle du CCDS Programme de données communautaires, 2017*



## 3.1.1 Review of 2016-2017: Some Highlights

### *3.1.1 Bilan de 2016-2017 : faits saillants*

- CDP website infrastructure and development
  - Introduced a meaningful and intuitive site-wide and catalogue search function
  - Made additional catalogue improvements to increase the use of data by CDP members
  - Improved user tracking and reporting to support program administration
  - Enhanced information architecture & content to make better use of the site resources



## 3.1.2 Review of 2016-2017: Some Highlights

### *3.1.2 Bilan de 2016-2017 : faits saillants*

- CDP Web development project: improvements to catalogue
  - Web development project completed on September 30, 2016.
  - Reviewed and updated all metadata associated with each of the 790 products housed at communitydata.ca.
  - All data products were organized by theme and sub-theme, relying on terms familiar to policy analysts and community developers.
  - The resulting “Search by Theme” tool was integrated into the web-based data catalogue



## 3.1.3 Review of 2016-2017: Some Highlights

### *3.1.3 Bilan de 2016-2017 : faits saillants*

- **CCSD-Consortium MoAs**

- All 21 consortia with agreements that expired March 31, 2017 have confirmed that they will renew their agreement.
- Sudbury consortium has merged with the Rest of Northern Ontario consortium to form the Northern Ontario consortium.
- The Wood Buffalo Consortium has been relaunched as the Northern Alberta consortium, led by the R.M. of Wood Buffalo
- The Nova Scotia consortium was launched on April 1, 2017
- The Montreal consortium is temporarily inactive
- A total of 32 consortia are currently participating in the CDP



## 3.1.4 Review of 2016-2017: Some Highlights

### *3.1.4 Bilan de 2016-2017 : faits saillants*

- Membership and user access as of March 31, 2017
  - CDP membership included 350 organisations
  - Organisational membership has grown by over 95% since the 2012/2013 program year, when it stood at 178.
  - A total of 1,585 individuals were registered as active users.
  - The total number of active users has grown by 22% since March 31, 2016 (1,296) and by 161% since January 2013 (607).



## 3.1.4 Review of 2016-2017: Some Highlights

### *3.1.4 Bilan de 2016-2017 : faits saillants*

- **Data purchase & access: Schedule B**
  - 28 of 30 products identified in Schedule B were received and are available from [communitydata.ca](http://communitydata.ca)
  - Custom geographies for T1FF tables were not ready and have been deferred to 2016-2017
  - Access to Permanent Residents data cube is still under negotiation
  - General Social Survey was re-classified as a low priority product due to suppression issues with the data



## 3.2.1 Review of data usage in 2016-2017

### 3.2.1 Bilan de l'utilisation des données en 2016-2017

<i>Indicator</i>	<i>2012- 2013</i>	<i>2013- 2014</i>	<i>2014- 2015</i>	<i>2015- 2016</i>	<i>2016- 2017</i>
# active users on March 31	654	842	1,043	1,296	<b>1,585</b>
# users who downloaded at least one table	180	296	371	358	<b>370</b>
Total number of downloads	1,966	3,119	6,246	6,098	<b>5,261</b>
Median number of downloads per downloading user	4	5	6	6	<b>4</b>
Average number of downloads per week	37.8	60	120	117	<b>101</b>





## 3.2.2 Top 10 data products in 2016-2017

### 3.2.2 Les 10 produits les plus téléchargés

<i>Data product</i>	<i>Downloads</i>
1. NHS Profile, 2011	647
2. Census Profile, 2011	610
3. Age groups of primary hhd maintainer, hhd total income groups, hsg tenure, shelter-cost-to-income ratio, hsg suitability, condition of dwelling, hhd type, NHS, 2011	248
4. CPP Table 1, NHS, 2011	218
5. LFS Custom Table 1, 2012	184
6. NHS Profile, 2011 – PR, CD, CSD, DA (all GNRs)	163
7. Age and sex for the population, Census 2011	157
8. Census Profile, 2006	145
9. Canadian business patterns, December 2014	141
10. Target group profile of recent immigrants, 2011	129



## 3.2.3 Top 10 downloaders by organization in 2016-2017

### 3.2.3 Les 10 plus grands utilisateurs

<i>Organization</i>	<i>Consortium</i>	<i>Downloads</i>
1. City of Calgary	Calgary	458
2. Northern Policy Institute	Northern Ontario	262
3. City of Vancouver	Vancouver	223
4. City of Toronto	Toronto	221
5. Social Planning Toronto	Toronto	202
6. Social Planning Council of Ottawa	Ottawa	179
7. Selkirk College	Columba Basin-Boundary	167
8. Region of Peel	Peel Region	141
9. City of Hamilton	Hamilton	138
10. Regional Municipality of York	York Region	133



## 3.2.3 Top 10 data users in 2016-2017

### 3.2.3 Les 10 plus grands utilisateurs

<i>User</i>	<i>Consortium</i>	<i>Downloads</i>
1. Lindsay Guyn	City of Calgary	245
2. Beth Wilson	Toronto	184
3. Peter Marriott	City of Vancouver	174
4. Lawrence Perepolkin	Columbia Basin-Boundary	150
5. Amandine Martel	Northern Ontario	146
6. Sara Mayo	Hamilton	114
7. Matthew Judd	Northern Ontario	100
8. Diane Urquhart	Ottawa	99
9. Heath Priston	Toronto	94
10. Ted Hildebrandt	Halton Region	90



## 3.3.2 Review of 2016-2017: Some Highlights

### *3.3.2 Bilan de 2016-2017 : faits saillants*

#### Training and building capacity: The Webinar Series

- Seven webinar events were held for CDP members during the program year:
  - Updates to the Census 2016 (May 3, 2016 and May 16, 2016)
  - A CDP orientation session offered to the Erie-St. Clair consortium was opened to all CDP members as a webinar event (Aug 16, 2016)
  - Indigenous populations in Calgary and Alberta: data sources and resources (Sep 20, 2016)
  - Annual Tax Filer Data T1 Family File – Methodology and Data Outputs (Jan 18, 2017 and Feb 1, 2017)
  - Data Visualization Webinar (Mar 7, 2017)
- Training & Capacity building to be reviewed in more detail during Discussion #3



### 3.3.3 Review of 2016-2017: Some Highlights

#### *3.3.3 Bilan de 2016-2017 : faits saillants*

- Sharing results within the network
  - 4 Bulletins were published during the program year
  - Bulletins were distributed to over 1,600 subscribers and opened by 21% of recipients.
  - Two snapshots were received in 2016-2017 from the Parent Resource Centre and the Simcoe Muskoka District Health Unit.
  - 11 Community Snapshots have been received to date.



## 3.3.4 Review of 2016-2017: Some Highlights

### *3.3.4 Bilan de 2016-2017 : faits saillants*

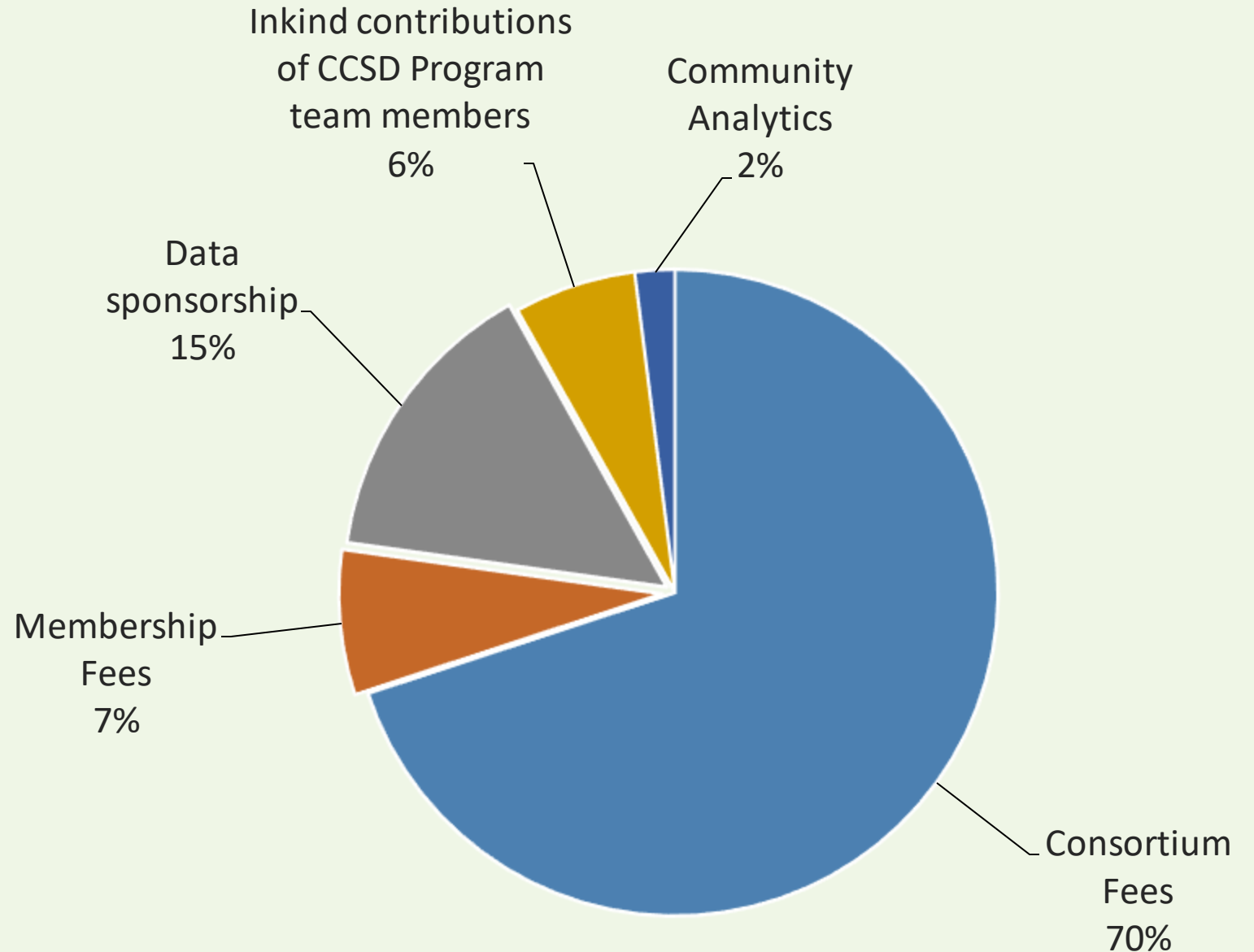
- Building and fostering partnerships
  - CCSD and the CDP were represented at a conference on data in the social sector, "Transform the Sector".
  - An ongoing partnership with Prosper Canada continued to focus on advancing the Neighbourhood Financial Health Index.
  - An emerging partnership with LogicalOutcomes related to data visualization in immigration sector
  - An emerging model of a sector-wide consortium with Local Integration Partnerships (LIPs) and IRCC
  - Participation in Imagine Canada's "Working Group on a Sector-Wide Data for the Charitable and Nonprofit Sector."
  - Meeting with the Chief Statistician to identifying short term priorities and long term partnerships with the non-profit sector.



# Summary of revenue for 2016-2017

Total budget: \$500,485

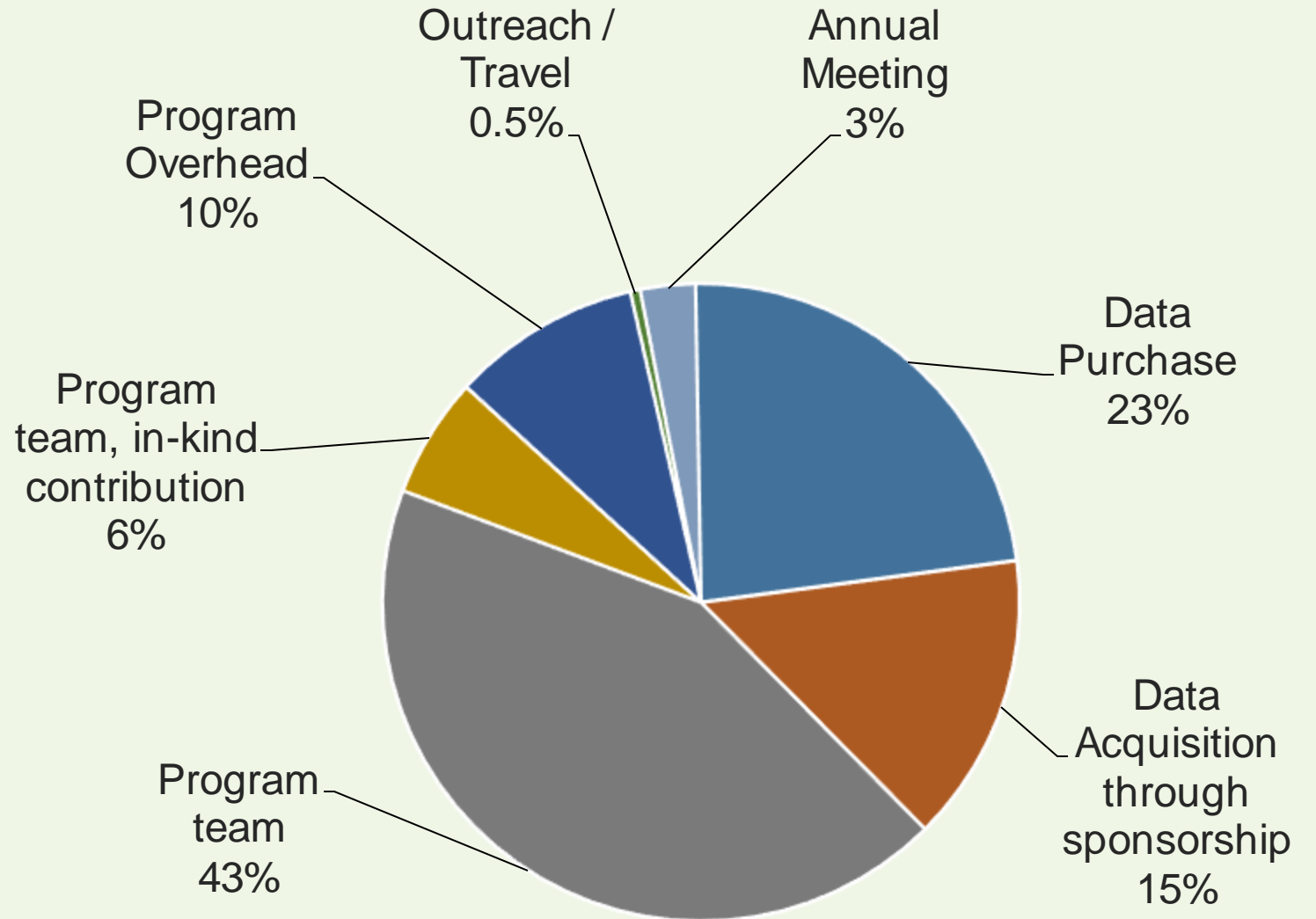
*Résumé des revenus prévus pour 2016-2017*



# Summary of expenses for 2016-2017

Total budget: \$500,485

*Résumé des dépenses prévu pour 2016-2017*







## 4. Discussion 1: Making the most of the 2016 Census

9:45am – 11:00am

May 25-26, 2017, Kingston, Ontario  
*Les 25 et 26 mai 2017, Kingston, Ontario*

Canadian Council on Social Development  
*Conseil canadien du développement social*



## 4.1 Discussion 1: Making the most of the 2016 Census

**Heath Priston, Toronto Data Consortium**

CCSD Community Data Program Annual Meeting, 2017

*Rencontre annuelle du CCDS Programme de données communautaires, 2017*



Morning break:  
11:00am – 11:15am





## 5. Discussion 2: Data Acquisition and Access

11:15am – 12:45pm

May 25-26, 2017, Kingston, Ontario  
*Les 25 et 26 mai 2017, Kingston, Ontario*

Canadian Council on Social Development  
*Conseil canadien du développement social*



# 5.1 Discussion 2: Data Acquisition and Access

CCSD Community Data Program Annual Meeting, 2017

*Rencontre annuelle du CCDS Programme de données communautaires, 2017*




## 5.1.1 Data acquisition: Schedule B 2017-18

- Overview of Schedule B for 2017-2018
- Highlights:
  - 2016 Census Tables!
    - Standard and custom tables
    - Standard and custom geographies
    - Custom geography geocoding
  - Taxfiler data
    - Standard and custom tables
    - Standard and custom geographies
    - Custom geography geocoding
  - The usual
    - Canadian Business Counts, Building Permits, PCCF, Equifax data, Population estimates, CCHS, Insolvency data, Shelter capacity
  - New
    - Calculated Financial Assets, Permanent Residents Data Cube(?)



## 5.1.2 2016 Census: Prioritizing our order

- The current list contains 100s of tables that must be prioritized
- Orders are prioritized first based on download history
- Special requests collected from User Survey and Leads'
- Requests matched with previously ordered files
- CDP team will aim to accommodate all requests, demoting low ranking tables and similar/duplicate tables
- Feedback from leads on priority list is invaluable
- CDP team will manage trade-offs between standard and custom geographies
- Priority list is not static; it will evolve throughout the year



## 5.1.2 Dec 2016 User Survey: Data product requests

- Health and disability
- Housing market, mortgages, rent, etc.
- Social assistance statistics
- Longitudinal immigrant database
- Place of work occupation and industry
- Labour force
- Target group profiles
- Taxfiler data (DA level)
- Children aged 0-17 data







## 5.1.3 Feedback on select data sets

- How are these products being used?
  - Customized Taxfiler products: Working poverty, income inequality
  - Taxfiler at CSD geographies
  - Equifax debt and risk scores
  - Envision
- Any gaps to be filled?



## 5.2.1 Custom geographies: Census and Taxfiler

- Plans and milestone dates for custom geographies
  - Census
  - Taxfiler



Lunch:  
12:45pm to 1:45pm





## 6. Discussion 3: Capacity Building & Training

1:45pm – 3:15pm

May 25-26, 2017, Kingston, Ontario  
*Les 25 et 26 mai 2017, Kingston, Ontario*

Canadian Council on Social Development  
*Conseil canadien du développement social*



## 6. Discussion 3: Capacity Building & Training

### Overview:

6.1 CDP Capacity Building & Training Goals

6.2 Presentations by Calgary and Northern Ontario consortium leads on building local capacity

6.3 Highlights of December 2016 User Survey results

6.4 Presentation on CDP tools, Search Data by theme, Webinar series, DIY Infographics, Data Access Map

6.5 Plans for a website refresh

6.6 Discussion on priorities and new directions for 2017-2018



## 6.1 The CDP Goal: Reach all users

### Type of User

### Capacity Building Supports

**High capacity:** top 10-15% of CDP users. “Power users” with access to sophisticated data analysis and visualization tools

- Easy to use online catalogue
- Regular newsletter updates on new acquisitions, new strategies and technologies
- Peer-to-peer networking

**Medium capacity:** 20-25% of CDP users . Require some help with data access, with limited access to data analysis and visualization tools

- Easy to use online catalogue / newsletter updates
- Email/phone support to find data and extract tables
- Online tutorials, webinars
- Information about DIY data visualization programs
- Peer-to-peer networking

**Modest capacity:** At least 50% of CDP users. Require assistance to access information. Would benefit from greater support for analysis and presentation

- Access to downloadable pre-packaged indicator tables based on most popular topics/downloads
- Access to no cost/low cost data visualization tools (e.g., fill-in PDFs; chart generator) and tutorials
- Thematic Fact Sheets / Infographics / Briefing Notes





## 6.2.1 Presentation on local capacity building

**Sian and Jasmine, Calgary Data Consortium**

CCSD Community Data Program Annual Meeting, 2017

*Rencontre annuelle du CCDS Programme de données communautaires, 2017*





## 6.2.2 Transforming local data into evidence-based decisions

**Amandine, Northern Ontario Data Consortium**

CCSD Community Data Program Annual Meeting, 2017

*Rencontre annuelle du CCDS Programme de données communautaires, 2017*



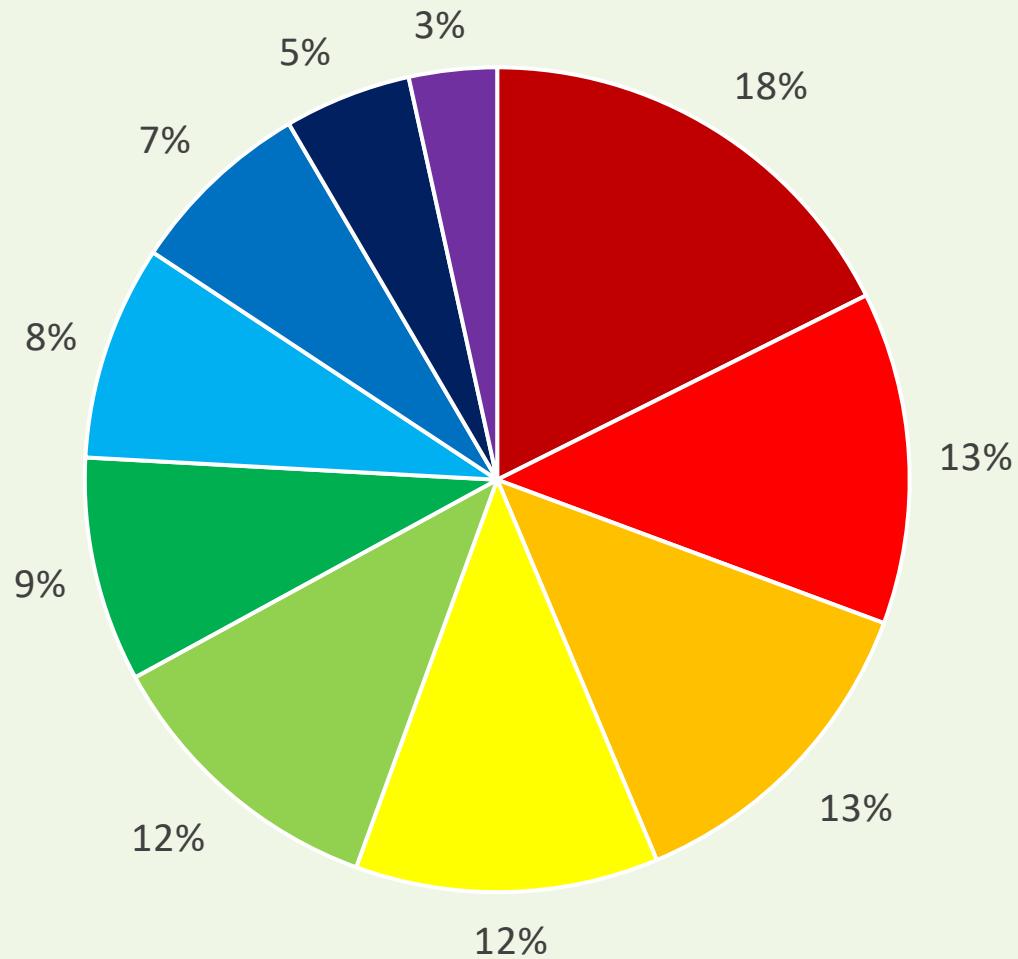


## 6.3.1 CDP Users survey

- Conducted in December 2016 for two weeks
- To assess users' needs
- Questions about organization, data, geography and the website
- 137 unique responses



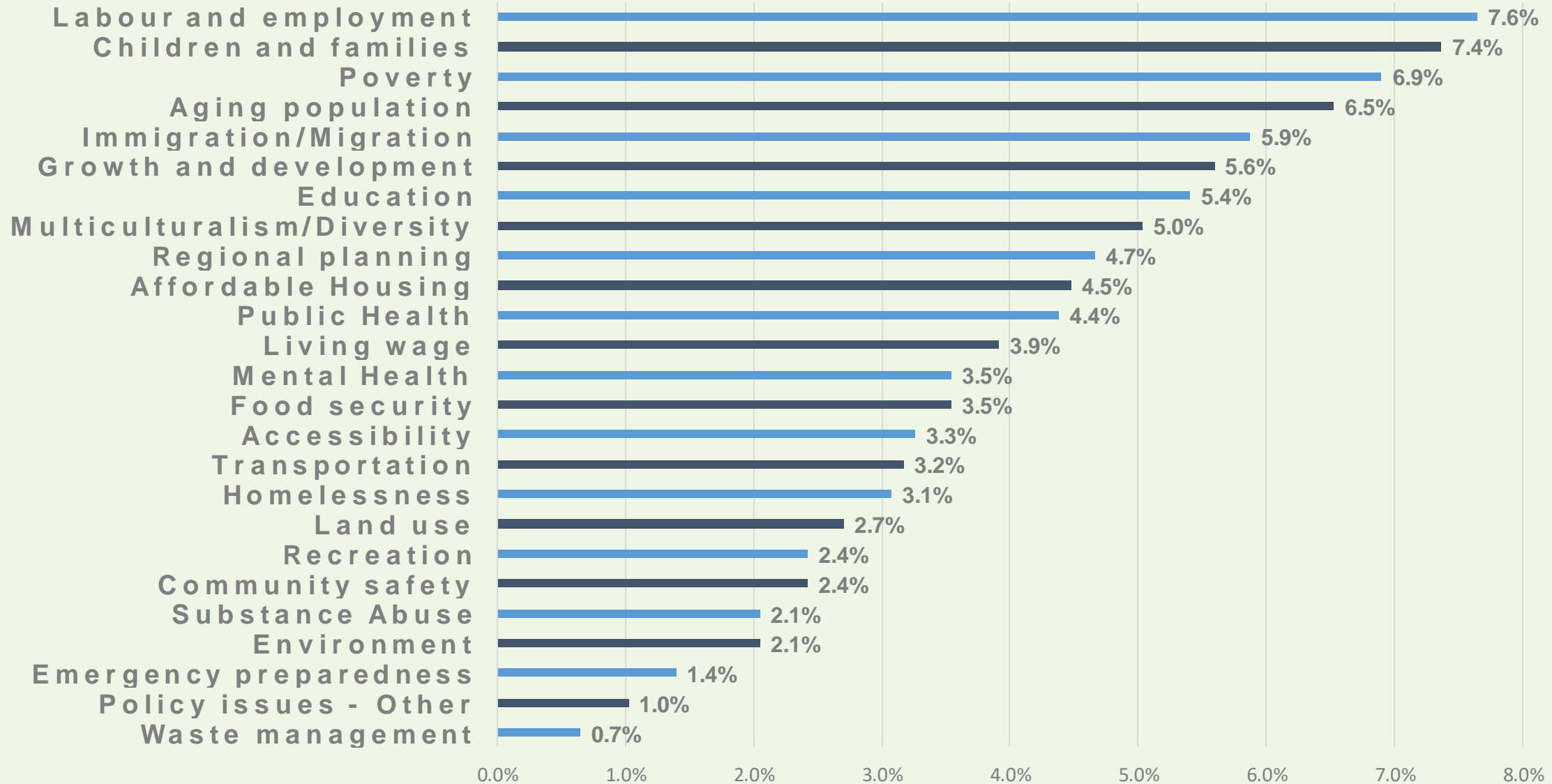
## 6.3.2 Member organizations by sector



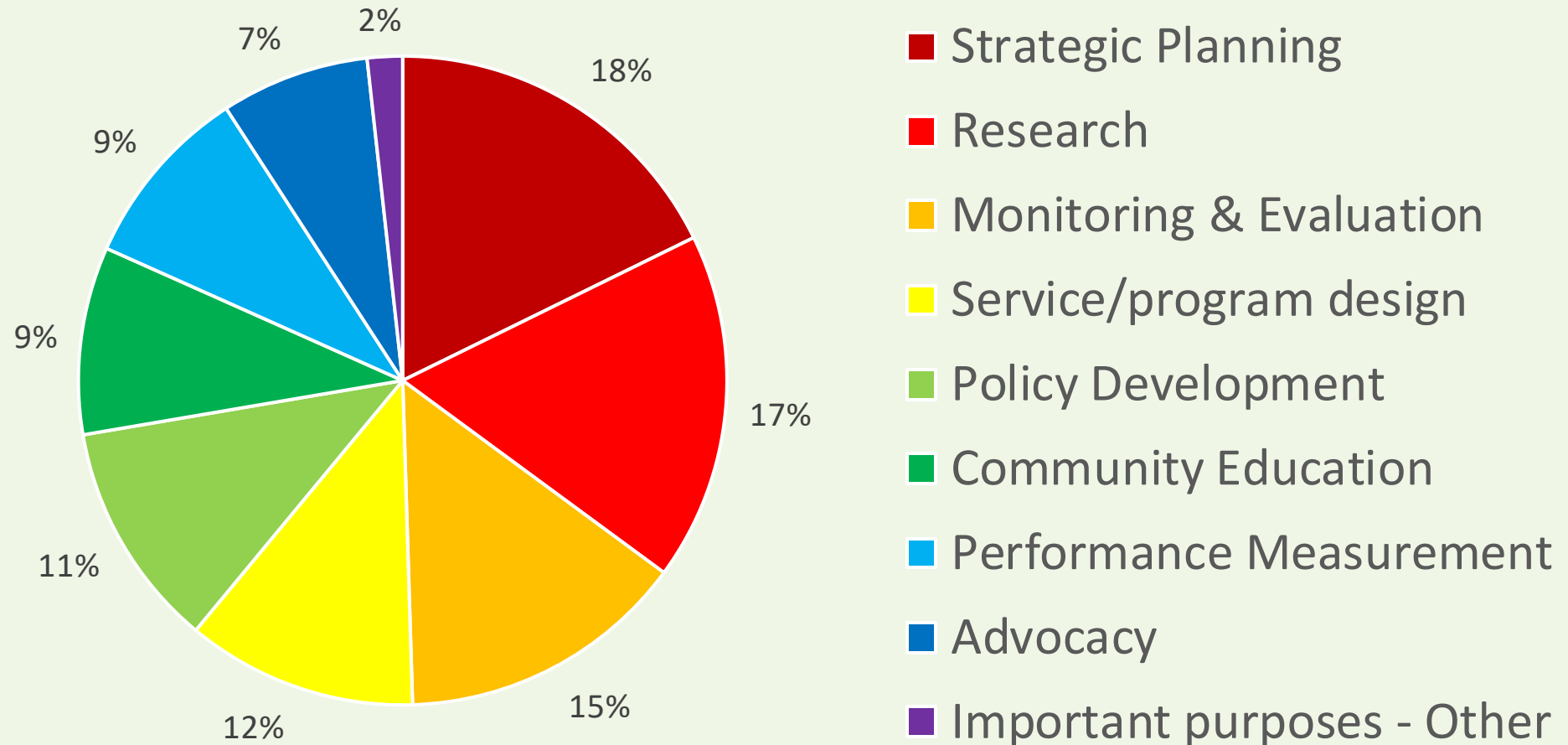
- Organization sector - Other
- Health, Mental Health
- Community Services
- Social Planning
- Planning
- Economic Development
- Children's Services
- Education
- Social Housing
- Financial and employment assistance



## 6.3.3 Important policy issues



## 6.3.4 Member organization purpose



## 6.3.5 General comments from the survey

- I am amazed that there are some regions and metropolitan areas in Canada without consortiums, as the Community Data Program is such a great resource.
- Every time I have called with a question I have been given excellent service, by really patient people who are great at explaining how things work.
- This is a great program - and even though we might not always be able to use all the excellent data we have access to, its availability is important to us. Thank you for running this program. :)
- The extent to which you can provide data in accessible and "tailor-able" formats, the better.
- I think the email newsletters are a great way to communicate and that is primarily how I find out about new products and services.
- Really appreciate the CDP. It is a critical piece in the work we do in local community.



## 6.3.6 Suggestions for new resources

- Email notifications about available resources and what users can do with them
- More videos
  - Explain various levels of geography
  - Explain census universes (population, dwellings, families, etc.)
- Prism5 segmentation for Envision5
- More training on data access
- Basic training on use of the website by non-data trained executives
- Email discussion list service for exchanging information, ideas and data
- Resources from organizations outside of the CDP. In particular, with the UCR data it would be great to know how others report this data.



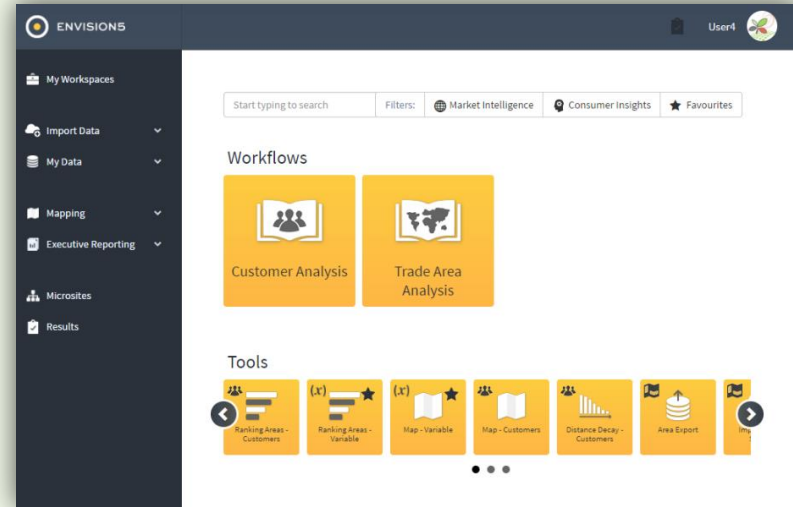
## 6.3.7 Feedback on the website & catalogue

- It would be nice if there was a keyword search. Sometimes the data by theme is not helpful.
- I would love to search by search terms or be able to select the theme and other parameters. I end up with a long list and have to manually sort through it.
- It would be great if geographies were searchable by specific area.
- If I go to download something that has already been downloaded, I am shown the downloads page, but with no idea what on that list is the one I'm looking for because it shows the date of the first download and the file names are not intuitive at all.
- The website is still old and clunky and lacks some functionalities (more intuitive search functions).



# 6.4.1 Existing tools

- ENVISION
- Strength-in-Numbers Series
- Webinars/Adobe Connect

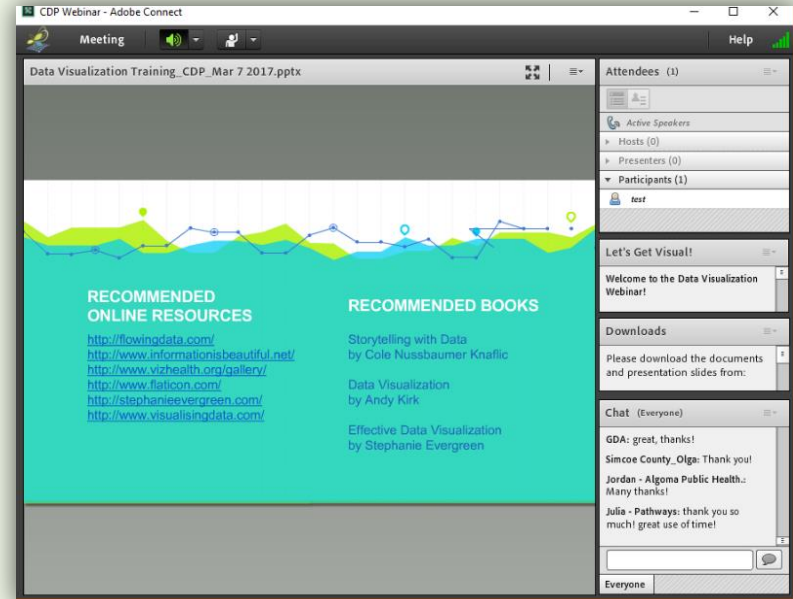


 **Community Data Program**  
CCSD's flagship initiative

**Strength in Numbers**  
No. 8, October 2015

## Poverty by employment status

Contrary to popular myth, large numbers of the poor are involved in Canada's labour market. More than **1.2 million**—or roughly half of poor adults aged 25-64 years—were employed in 2010.





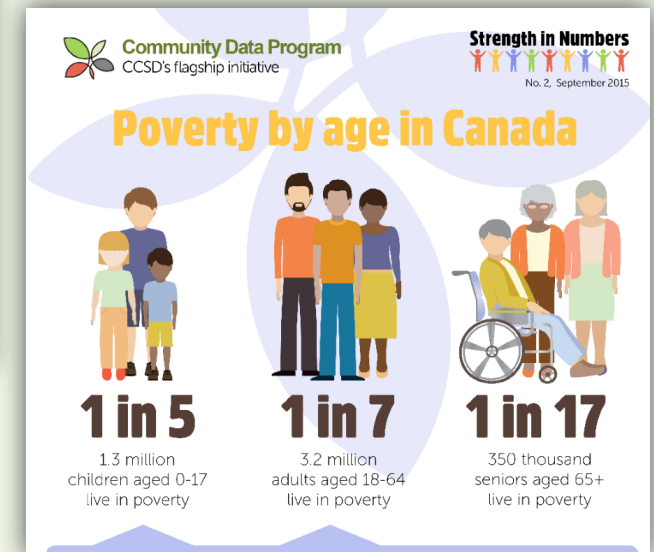

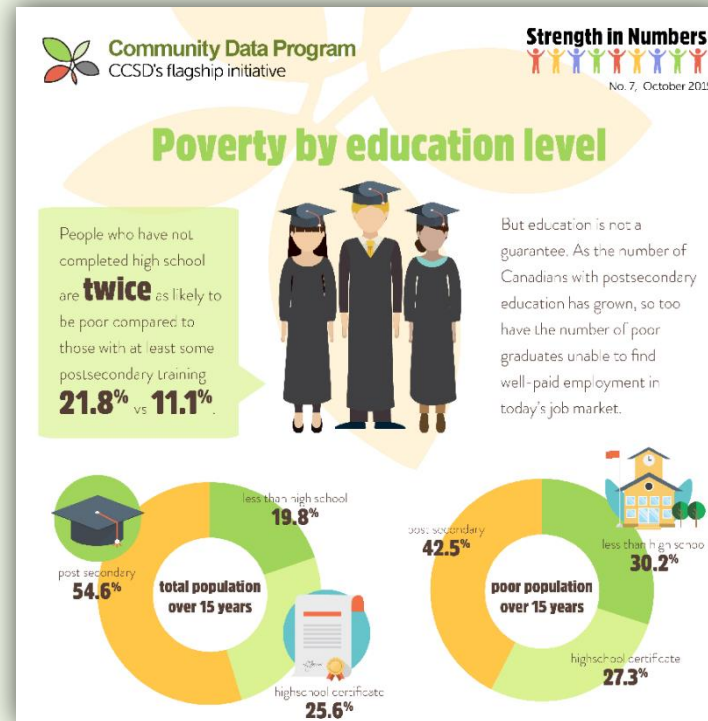
## 6.4.2 ENVISION use

<b>Consortium</b>	<b>Organization</b>	<b>Number of weeks</b>
Manitoba	Province of Manitoba: Department of Families	42
Niagara Region	Niagara Region	11
Perth-Huron	Perth Care for Kids	8
Peel Region	City of Brampton	6
London	Elgin Middlesex Oxford Workforce Planning and Development Board	3
Durham Region	Central Lake Ontario Conservation Authority (CLOCA)	3
Ottawa	Social Planning Council of Ottawa	3
Calgary	Spatial and Numeric Data Services (University of Calgary)	1
Peel Region	Region of Peel	1
Toronto	City of Toronto	1
Hamilton	City of Hamilton	1



## 6.4.3 Strength in Numbers series

- First series of infographics released Fall 2015
- Presents low income statistics for Canada and 33 CMAs
- Based on 2013 Taxfiler data
- Covers themes from original Urban Poverty Report series



## 6.4.4 Webinars



### **Program Orientation**

Learn how to use the CDP catalogue and Beyond 20/20 software



### **CDP Product Profiles**

Get insight into CDP data products, including product methodology, examples of use, and limitations of use



### **Transforming Data into Intelligence**

Make use of analytical tools, data visualization, and infographics



### **Data Charrettes**

Expand your knowledge with live workshops led by a local consortium demonstrating the use of the CDP to access data on a particular topic



# 6.4.5 New tools under evaluation

- Find data by theme
- DIY Infographics
- Data Access Map

## Data by theme

All of the CDP's data products organized by topic area

### Demographics

- Age, Sex and Population
- Children and Youth
- Families
- Households
- Lone-parent families
- Marital Status
- Seniors
- Single People

### Identity

- Aboriginal Peoples
- Citizenship
- Ethnic Origin
- Immigration
- Language
- Religion
- Visible minority

### Housing

- Aboriginal and Reserve Housing
- Building Permits
- Housing Affordability
- Housing Costs
- Housing Type
- Location of Housing
- Mobility
- Primary Household Maintainer
- Tenure and Vacancy

### Income

- Family and Household Income
- Income Deductions and Benefits
- Individual Income
- Low Income
- Shelter-Cost-To-Income Ratio
- Single-earner and Dual-earner Families
- Source of Income

### Finances

- Economic Dependency
- Financial Credit
- Minimum wage
- Mortgage
- Savings and Investments
- Spending and Charitable Donations
- Taxfilers

### Work

- Business and Industry
- Employment Insurance
- Labour Force
- Place of Work
- Type of Work and Occupation
- Unpaid Work

### Education

- Highest Certificate, Degree or Diploma
- Library Statistics
- Location of Study
- Major field of study
- School Attendance

### Health

- Health

### Crime

- Crime

### Data tools

- Data tools

The screenshot shows the CCSD.ca website with a navigation menu at the top. The 'Resources' tab is selected, leading to the 'Community Reporting Resources' page. The page is divided into two main sections: 'DIY Community Infographics' and 'Community Data Access Tool'. The 'DIY Community Infographics' section includes a description of the tool, a list of fillable infographics, and a link to instructions. The 'Community Data Access Tool' section includes a description of the map-based tool, a list of free online tools, and a link to the tool. A map of Canada is visible in the bottom right corner of the screenshot.

**Home** **About** **Find Data** **Members** **News** **Resources** **Contact** **CCSD.ca** **Français**

**Program** **Data and Catalogue** **Community Reporting** **Webinar Events**

## Community Reporting Resources

### DIY Community Infographics

These DIY Infographics designed by the CCSD offers CDP members a simple template to visually report on a number of important social development themes using data available from the CDP.

Each template allows the user to easily type in data and information about any community at any level of geography. Use the template to create as many customized DIY Infographics as you want!

[Click here for DIY Infographic instructions](#)

### Community Data Access Tool

This map-based data access tool provides CDP members an easy way to download data variables for the DIY Infographics, popular data variables and selected topics.

Instead of downloading full tables of data containing geographies for the entire country, CDP members can select a geography (municipalities and custom neighbourhoods where available) and download data variables for that selected area!

Try the prototype tool and download currently available data variables for the Village of 100, Regional Profile, and Education Infographics!

[Click here for the Community Data Access Tool](#)

#### Fillable infographics:

- Village of 100 (2016)
- Regional Profile (2016)
- Employment (2016)
- Education (2016)
- Income (2016)
- Housing (2016)
- Poverty - T1FF (2017)
- Poverty - NHS (2017)
- Health Profile (2017)
- Immigration Profile (2017)

#### Free online tools:

- Piktochart
- Infogr.am
- Visme
- Easel.ly



# 6.4.5.1 Find data by theme

## Data by theme

All of the CDP's data products organized by topic area

### Demographics

- Age, Sex and Population
- Children and Youth
- Families
- Households
- Lone-parent families
- Marital Status
- Seniors
- Single People

### Work

- Business and Industry
- Employment Insurance
- Labour Force
- Place of Work
- Type of Work and Occupation
- Unpaid Work

### Identity

- Aboriginal Peoples
- Citizenship
- Ethnic Origin
- Immigration
- Language
- Religion
- Visible minority

### Education

- Highest Certificate, Degree or Diploma
- Library Statistics
- Location of Study
- Major field of study
- School Attendance

### Housing

- Aboriginal and Reserve Housing
- Building Permits
- Housing Affordability
- Housing Costs
- Housing Type
- Location of Housing
- Mobility
- Primary Household Maintainer
- Tenure and Vacancy

### Health

- Health

### Income

- Family and Household Income
- Income Deductions and Benefits
- Individual Income
- Low income
- Shelter-Cost-To-Income Ratio
- Single-earner and Dual-earner Families
- Source of Income

### Crime

- Crime

### Finances

- Economic Dependency
- Financial Credit
- Minimum wage
- Mortgage
- Savings and Investments
- Spending and Charitable Donations
- Taxfilers

### Data tools

- Data tools

Home About Find Data Members News Resources My account Contact CCSD.ca Français

## Children and Youth

View Edit Translate Devel

Total products categorized with this term: 67

### S-4: Sources of income of senior lone-parent families and senior persons not in Census families, 2014

Senior's characteristics, by family type, age of oldest individual and source of income. Counts and amounts by source of income and age of parent or non-family person:  
Data provider: Statistics Canada

### F-03: Census families by age of older partner/parent and by number of children, 2014

Table 3a:  
Data provider: Statistics Canada

### F-05: Census families by total income and by number of children, 2014

Table 5a: Count of couple families by number of children and by cumulative total family income group, showing the median total family income by number of children.  
Data provider: Statistics Canada



## 6.4.5.2 DIY Infographics



**List of fillable infographics:**

- Village of 100 (2016)
- Regional Profile (2016)
- Employment (2016)
- Education (2016)
- Income (2016)
- Housing (2016)
- Poverty - T1FF (2017)
- Poverty - NHS (2017)
- Health Profile (2017)
- Immigration Profile (2017)

**2. Regional Profile** (get the data from the Data Access Tool) [Return to top](#)

Variable	Geography	Source
Population, total (#)	CD, CSD, CMA/CA, custom geos	Census, 2011
Households (private dwellings), total (#)	CD, CSD, CMA/CA, custom geos	Census, 2011
Couple families (#)	CD, CSD, CMA/CA, custom geos	Census, 2011
Lone parent families (#)	CD, CSD, CMA/CA, custom geos	Census, 2011
People living alone (#)	CD, CSD, CMA/CA, custom geos	Census, 2011
Median after-tax income (\$)	CD, CSD, CMA/CA, custom geos	NHS, 2011
Unemployment (%)	CD, CSD, CMA/CA, custom geos	NHS, 2011
Poverty (after-tax LIM) (#)	CD, CSD, CMA/CA, custom geos	NHS, 2011
Education, post secondary degree (#)	CD, CSD, CMA/CA, custom geos	NHS, 2011
Housing cost, spend more than 30% of income on housing (%)	CD, CSD, CMA/CA, custom geos	NHS, 2011
Households, renter (#)	CD, CSD, CMA/CA, custom geos	NHS, 2011
Aboriginal Peoples (First Nations, Métis or Inuit people) (#)	CD, CSD, CMA/CA, custom geos	NHS, 2011
Seniors, aged 65+ (#)	CD, CSD, CMA/CA, custom geos	NHS, 2011
Immigrants, between 2006-2011 (#)	CD, CSD, CMA/CA, custom geos	Census, 2011

- Total downloads: 559



## 6.4.5.2 DIY Download Metrics

- Village of 100: 123
- Regional Profile: 121
- Employment: 73
- Education: 69
- Income: 68
- Housing: 63
- Poverty – T1FF: 10
- Poverty – NHS: 5
- Health Profile: 16
- Immigration Profile: 11



## 6.4.5.3 Data Access Map (prototype)

● Hover over a dot to display a community data consortium's name and boundaries.

### Community Data Downloads

Clicking on the map will generate a series of downloadable Excel files offering customized data sets that represent the CDP's most popular themes and topics. These Excel files contain several geographies corresponding to the selected census division (CD), including all census subdivisions located within the CD, and all custom neighbourhood geographies, where these have been created for selected CDP consortia.

Education Profile Infographic ▾

Download

### Other Community Data Program Resources

- Strength in Numbers Fact Sheets
- DIY Infographics
- Orientation Video
- Search Data by Theme
- Community Snapshots
- Webinars





## 6.5 Preparing for a CDP Website Refresh

- Communitydata.ca has not been refreshed since its original launch in 2011
- Overall impression of site: “dull and unengaging”.
- Guiding Principle: The entire website offers a suite of Community Data Resources.
- This principle will guide changes to website structure, format and content
- Changes to content will reflect ongoing feedback from consortium and 2016 user needs survey.



The screenshot shows the homepage of the Community Data Program website. The navigation bar at the top includes links for Home, About, Find Data, Members, News, Resources, My account, Contact, and CCSD.ca, along with a language selector for Français. The main heading is "Community Data Program" with the subtitle "The Flagship Initiative of the Canadian Council on Social Development". Below this is a paragraph describing the program as a gateway to data for municipalities and community organizations. A search bar is located on the right side. The page is divided into several sections: "Recent news" with dates from 05/12/2017 to 05/03/2017, "Recently added data" listing various tables and reports, and three call-to-action boxes: "CDP Orientation Video", "Create a community report", and "Upcoming events and webinars". At the bottom, there are three more call-to-action boxes: "Already part of a Member Organization?", "Join an existing Data Consortium", and "Start a Data Consortium in your community".



## 6.5 CDP Website Refresh: New structure

- Tab 1 **Home:** • Overview of website contents and invitation to join the program.
- Tab 2 **Membership:** • Information about the program and its members, including a dashboard of program metrics
- Tab 3 **Find Data:** • Tools to extract data from the repository
- Tab 4 **Community Reporting** • Tools to transform data into evidence
- Tab 5 **Learning Centre** • Live and recorded learning events, evidence-based publications
- Tab 6 **News & Events** • Repository of news and a calendar of events
- Tab 7 **My account** • Resource for higher volume users
- Tab 8 **CCSD.ca** • Include contact information as sub-tab



## 6.5 CDP Website Refresh: Expanded features

- Tab 2 **Membership**
  - NEW Dashboard of program performance indicators reflecting Strategic Plan
- Tab 3 **Find Data**
  - Easier to use “Find Data by Theme”
- Tab 4 **Community Reporting**
  - Expanded and better integrated DIY infographics and Data Access Map
- Tab 5 **Learning Centre**
  - Expanded “How to” videos
  - Expanded resources from non CDP sources
- Tab 6 **News & Events**
  - NEW Calendar of Program Events



Afternoon break:  
3:15pm – 3:30pm





## 7. Discussion 4: Achieving Impact: Presentations

3:30pm – 4:45pm

May 25-26, 2017, Kingston, Ontario  
*Les 25 et 26 mai 2017, Kingston, Ontario*

Canadian Council on Social Development  
*Conseil canadien du développement social*



# 7.1 Discussion 4: Achieving Impact

CCSD Community Data Program Annual Meeting, 2017

*Rencontre annuelle du CCDS Programme de données communautaires, 2017*





## 7.2 Report Card Website

**Auburn, WDG Data Consortium**

CCSD Community Data Program Annual Meeting, 2017

*Rencontre annuelle du CCDS Programme de données communautaires, 2017*





## 7.3 20,000 Homes Campaign in Simcoe County

**Irena, Simcoe County Data Consortium**

CCSD Community Data Program Annual Meeting, 2017

*Rencontre annuelle du CCDS Programme de données communautaires, 2017*







## 7.4 Low Income Dynamics in York Region

**Anna, York Region Data Consortium**

CCSD Community Data Program Annual Meeting, 2017

*Rencontre annuelle du CCDS Programme de données communautaires, 2017*





## 8. Looking Forward: Overview of draft CDP Vision and Strategic Plan 4:45pm – 4:55pm

May 25-26, 2017, Kingston, Ontario  
*Les 25 et 26 mai 2017, Kingston, Ontario*

Canadian Council on Social Development  
*Conseil canadien du développement social*

## 8.1 Vision

The vision of the CDP is to enhance and **expand the community data eco-system in Canada**, enriching the **capacity of communities to pursue and achieve community well-being** through the **effective use of local evidence and strong cross-sectoral relationships**, within and across the country.

All communities...

- Have access to comprehensive, affordable and readily accessible community data products;
- Participate actively in vibrant and supportive networks of peers and practitioners;
- Have the capacity to use and report on community conditions and trends in ways and formats that meet the needs and aspirations of residents, community sector organizations, local business and decision-makers.



## 8.2 Goals and Program Areas

The CDP Seeks to be...

- A leader in its field, playing an active role in ongoing debates about data literacy, data ethics, and new sources of information including administrative data, open data, and big data.
- Well known across Canada, with strong partnerships in place with communities, governments, and funders at the local, regional and national levels.

*Supported by PA1 Program Leadership*

- Strengthen CCSD's role in promoting access to / use of community data (building out the community data eco-system) and increasing the collective visibility of the CDP network
- Prepare and Implement a Partnerships & Resource Generation Strategy
- Rethink government outreach related to CDP priorities, prepare statement of new goals
- Expand the number of community data consortia
- Continue to deliver a Community Analytics Service



## 8.2 Goals and Program Areas

The CDP Seeks to be...

- Influential in highlighting the need for, and spurring the development and release of, community data that widely used by its members and embedded in the operations of their organizations.



*Supported by PA2 Data Acquisition & Planning*

- Improve the catalogue and data retrieval systems
- Continue to acquire data sets consistent with member priorities
- Explore the use of indicator frameworks such as the UN's Sustainable Development Goals to guide planning for the acquisition of new products and resources
- Leadership on emerging Data Issues



## 8.2 Goals and Program Areas

The CDP Seeks to be...

- An effective capacity builder, its actions resulting in positive uptake and improvements among members in their ability to generate, use and present community data.



*Supported by PA3 Training & Capacity Building*

- Design web-based training & capacity building resources that reflect best practices
- Continue to deliver the DIY Infographics and expand the Data Access Map
- Expand the reliance on training videos/slide presentations built into the website
- Maintain and expand the webinar series
- Explore new opportunities for achieving impact through use of community data
- Explore a Young Professional Data Analyst Internship Program



## 8.2 Goals and Program Areas

The CDP Seeks to be...

- An enabler of a vibrant network to support evidence-based social development.
- A producer of influential knowledge products through the CDP and CCSD.
- A program that monitors its performance and demonstrates the impact of its work in facilitating the generation of evidence for community development.

*Supported by PA4 Communication & Networking*

- Continue to inform and engage member through newsletters and member surveys.
- Be more proactive reaching out to our members. Change how we collect information to generate Community Snapshots.
- Synthesize lessons learned from member information requests and the role of program in providing members with coaching.
- Improve monitoring of website usage, using either Drupal's in-house or Google Analytics.
- Further develop networking tools. Consider strategies to be pursued beyond the Listserv.



## 8.2 Goals and Program Areas

The CDP Seeks to be...

- An efficient program administrator, providing backstop support to the achievement of the vision and strategic goals, and aiming for excellence in the deployment of administrative tools and procedures.



*Supported by PA5 Program Administration*

- Create a best-in-class website that enables ease of access to communication and capacity building products and resources.
- Invest in website back-end administration efficiencies.
- Continue to streamline invoicing and online payment systems and tools.
- Collecting membership fees is challenging. Where possible, consortium leads will be encouraged to collect the fee directly.
- Restrict membership services for accounts overdue by more than 90 days.








## 9. Conclusion of Day 1 4:55pm – 5:00pm

May 25-26, 2017, Kingston, Ontario  
*Les 25 et 26 mai 2017, Kingston, Ontario*

Canadian Council on Social Development  
*Conseil canadien du développement social*



# 9.1 Day 1: Concluding remarks

## 9.1 1re journée : Observations finales

**Michel Frojmovic, Katherine Scott**

CCSD Community Data Program Annual Meeting, 2017

*Rencontre annuelle du CCDS Programme de données communautaires, 2017*





# 10. Discussion 5.1: CDP Draft 5-year Vision and Strategic Plan

9:00am – 10:45am

May 25-26, 2017, Kingston, Ontario  
*Les 25 et 26 mai 2017, Kingston, Ontario*

Canadian Council on Social Development  
*Conseil canadien du développement social*



# 10.1 Discussion 5: The draft 5-year Vision and Strategic Plan

CCSD Community Data Program Annual Meeting, 2017

*Rencontre annuelle du CCDS Programme de données communautaires, 2017*



## 10.1 Discussion 5: Vision and Strategic Plan

- How to measure and report on impact
- How to better capture existing impacts
- Discussion of Partnerships: Identifying other sector leaders
- Open discussion on feedback on any aspect of the plan



# 10.1.1 How to measure and report on impact

Indicator	Description	Baseline (1Apr17)	Target (31Mar22)	Data Source
<b>Consortium Reach</b>	% of Canadian population covered by existing community data consortia	60%	100%	Program reporting
<b>Size of network</b>	# of registered users (active & inactive)	2,500	5,000	Communitydata.ca database
<b>Level of engagement</b>	# of member organizations	325	500	Communitydata.ca database
<b>Use of evidence to influence social development</b>	TBD	TBD	TBD	TBD



Morning break:  
10:30am – 10:45am





# 11. Discussion 5 (Part 2): CDP Draft 5-year Vision and Strategic Plan

10:45am – 11:40am

May 25-26, 2017, Kingston, Ontario  
*Les 25 et 26 mai 2017, Kingston, Ontario*

Canadian Council on Social Development  
*Conseil canadien du développement social*







© 2012 Ted Goff



**“Here’s a list of 100,000  
warehouses full of data. I’d like  
you to condense them down to  
one meaningful warehouse.”**

## 12. Wrap up

11:40am – 12:00pm

May 25-26, 2017, Kingston, Ontario  
*Les 25 et 26 mai 2017, Kingston, Ontario*

Canadian Council on Social Development  
*Conseil canadien du développement social*

# 12.1 Next year's meeting host

## *12.1 L'hôte de la prochaine réunion annuelle*

CCSD Community Data Program Annual Meeting, 2017

*Rencontre annuelle du CCDS Programme de données communautaires, 2017*



# 12.1 Concluding remarks

## *12.1 Remarques de clôture*

**Michel Frojmovic, Katherine Scott**

CCSD Community Data Program Annual Meeting, 2017

*Rencontre annuelle du CCDS Programme de données communautaires, 2017*

